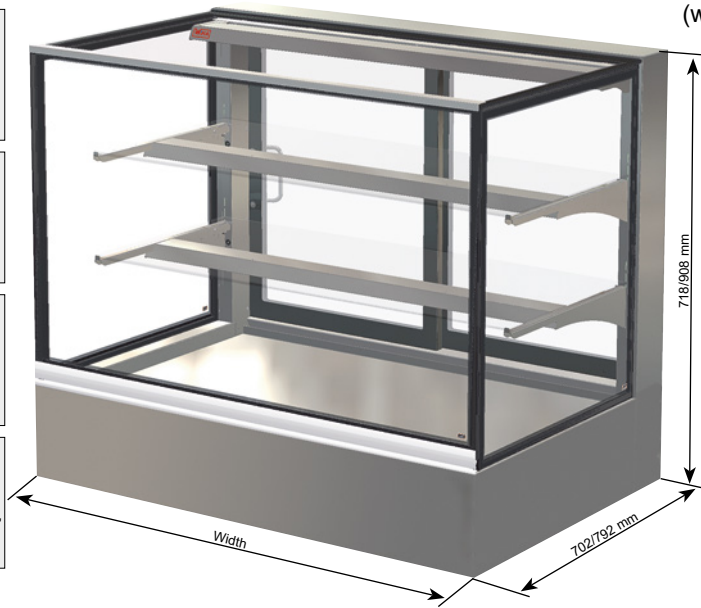


Front-Counter ECO BE

Energy-saving refrigerated display case with outer casing made of stainless steel to place onto the counter, insulating glazing on all sides and LED lighting (without mounting lip)



Option: Light colour adjustable, see page 138.

Base element UTB 51 optionally available, see table on page 406.

5
Serve-Over Display Cases

Front-Counter ECO 520 E BE	For external cooling unit incl. controller	With cooling unit and controller	Width [mm]	Depth [mm]	Cooling power [-10°ET]	Connection
	angular	angular				
Serve-over version Height glass top 520 mm						
Front-Counter ECO 520 E BE - GN 2 *	24240	24250	750	702	370 W	230V/325W
Front-Counter ECO 520 E BE - GN 3	24241	24251	1075	702	370 W	230V/340W
Front-Counter ECO 520 E BE - GN 4	24242	24252	1400	702	450 W	230V/345W
Front-Counter ECO 520 E BE - GN 5	24255	24256	1725	702	605 W	230V/422W
Front-Counter ECO 520 E BE - EN 800 **	24243	24253	922	792	370 W	230V/330W
Front-Counter ECO 520 E BE - EN 1200	24244	24254	1322	792	450 W	230V/340W
Front-Counter ECO 520 E BE - EN 1600	24245	24246	1725	792	605 W	230V/420W

The FRESHNESS SYSTEM (circulated air disinfection), WIHA CLOUD CONTROL, protective machine cover and condensate pan/drain trap are available as accessories.
 * Max. opening width of the sliding door approx. 277 mm. ** Max. opening width of the sliding door approx. 360 mm.

Front-Counter ECO 710 E BE	For external cooling unit incl. controller	With cooling unit and controller	Width [mm]	Depth [mm]	Cooling power [-10°ET]	Connection
	angular	angular				
Serve-over version Height glass top 710 mm						
Front-Counter ECO 710 E BE - GN 2 *	24260	24270	750	702	370 W	230V/330W
Front-Counter ECO 710 E BE - GN 3	24261	24271	1075	702	450 W	230V/340W
Front-Counter ECO 710 E BE - GN 4	24262	24272	1400	702	605 W	230V/420W
Front-Counter ECO 710 E BE - GN 5	24257	24258	1725	702	825 W	230V/580W
Front-Counter ECO 710 E BE - EN 800 **	24263	24273	922	792	450 W	230V/330W
Front-Counter ECO 710 E BE - EN 1200	24264	24274	1322	792	605 W	230V/410W
Front-Counter ECO 710 E BE - EN 1600	24247	24248	1725	792	825 W	230V/580W

The FRESHNESS SYSTEM (circulated air disinfection), WIHA CLOUD CONTROL, protective machine cover and condensate pan/drain trap are available as accessories.
 * Max. opening width of the sliding door approx. 277 mm. ** Max. opening width of the sliding door approx. 360 mm.

Front-Counter ECO

- Energy-saving
 - All external glass panes made of insulating glass
 - Low-maintenance LED lighting
 - No condensation on the front glass pane! *
 - Front glass pane, side glass panes and upper glass pane made of double toughened safety glass (ESG)
 - Longer operating life of the cooling unit (LONG-LIFE)
 - Energy-saving EC fan motors (low voltage)
 - Temperature: < 5°C at an ambient temperature of 25°C
 - Liftable evaporator for easy cleaning
 - Coated lamellar evaporator
 - Patented MOVE-DOWN and MOVE-AWAY TECHNOLOGY for easy cleaning
- * At setpoint 6°C/AT 25°C/RH 70%.

Special Accessories

- Condensate pan mounted under the cooling unit **Art.-No. 33266**
- Drain fitting 1 1/4" for connecting to the customer's drain **3815**
- Protective machine cover type 370-605 **8179**
- Protective machine cover type 825 **8181**
- Air cooler for operation with refrigerant CO₂ **10197**
(see page 404)
- Surcharge for WIHA CLOUD CONTROL **33577**
(not possible together with option "adjustable light colour")
- Sliding door lockable **10147**
- Option soft-close (soft-closing sliding doors) **4711**
- Suction cup with handle (for easy opening of the front pane) **6244**
- Patented WIHA FRESHNESS SYSTEM see page 124.

5. Display Cases – refrigerated

for serve-over



Description

Energy-saving refrigerated display case with circulating air and outer casing made of stainless steel to place onto the counter construction (without mounting lip) and insulating glazing on all sides for cooling cakes, cream cakes and snacks. ECO-PLUS version with reduced energy consumption.

On the customer side, on the sides and on top with insulating glazing made of laminated safety glass.

Serve-over version with angular glass construction on the customer side.

The glass shelves are height adjustable and can be set at an angle, which means better presentation.

Temperature: < 5°C at 25°C/60% relative humidity (climate class 3 according to DIN EN ISO 23953).

Humidity: approx. 70% to 85%.

Commercial product for the installation in stationary food and service counter.

Design

Construction, merchandise display, interior pan and exterior are made entirely of stainless steel, material 1.4301. Pan interior is finished with 1 1/4" flush threaded drain fitting and hygienic corners that are easy to clean. Pressure-injected expanded polyurethane insulation. Inside the pan is a generously sized circulating air evaporator with coated surface and quiet low-voltage ventilators (12 V DC) for air circulation. Located above the circulating air evaporator is a merchandise display made of ground stainless steel material 1.4301.

To clean the pan bottom, the merchandise display with circulating air evaporator and ventilators can be folded upwards and locked in the top position via gas pressure springs. For easy cleaning of the evaporator, it can be folded down (MOVE-DOWN FUNCTION) when the merchandise display is open. To clean the area behind the pan or to carry out servicing, the merchandise display can be moved forwards (MOVE-AWAY FUNCTION).

On the customer side, on the sides and on top with insulating glazing made of double safety glass. The front glass pane can be swung outwards for easy cleaning. The height adjustable shelves are made of safety glass. For good illumination, a protected LED light (standard colour: white) is mounted above each shelf. The shelves are suitable for Gastro-Norm (GN) or Euro-Norm (EN) dimensions.

A digital defrosting and temperature controller is mounted beneath the cooling pan. Two air speeds can be selected for different foods. The flat control panel (installation depth: approx. 20 mm) can be removed for mounting in the counter front (cable length: approx. 1 m).

With WIHA-LONG-LIFE for a longer operating life of the cooling unit.

The operator side has sliding doors made of insulating glass, easily removable for cleaning (without bottom rail).

For external cooling unit

Delivery includes:

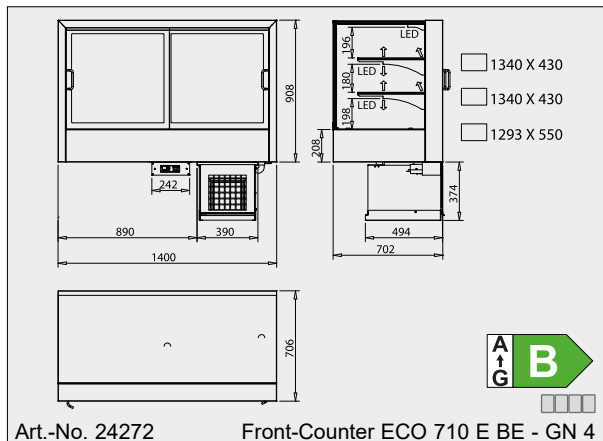
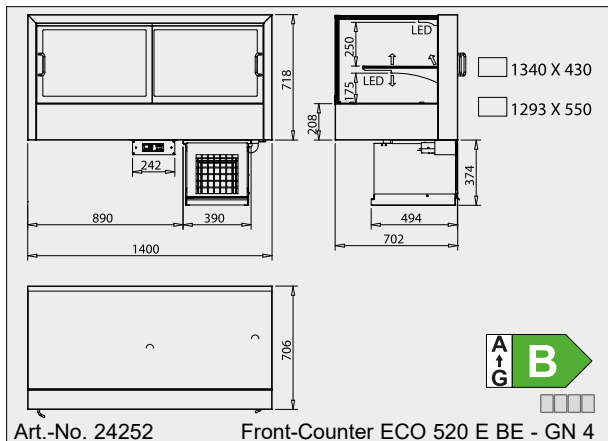
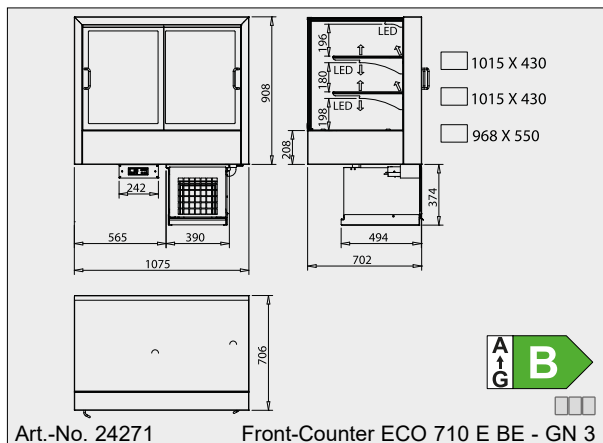
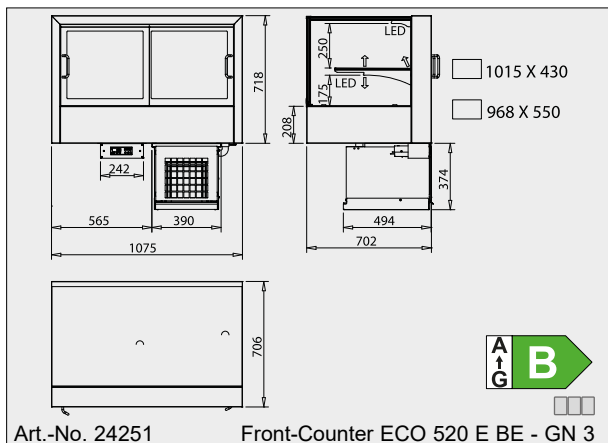
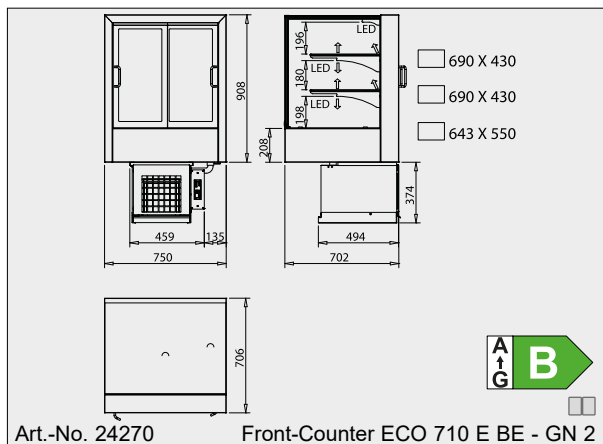
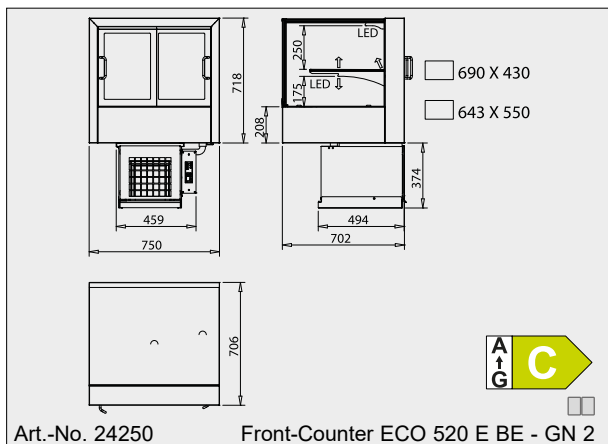
- Expansion valve for R134a/R513A
- Digital defrost and temperature controller

Cooling Unit Model

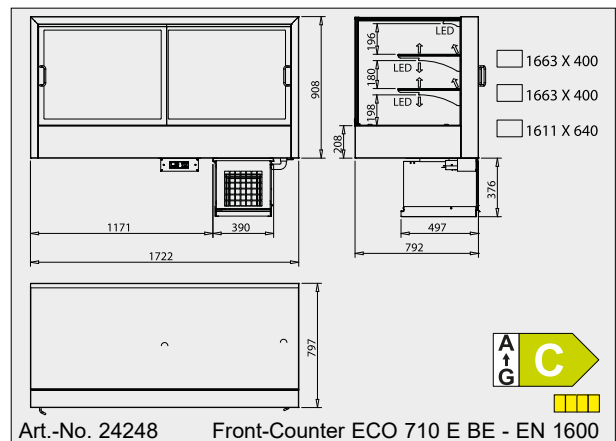
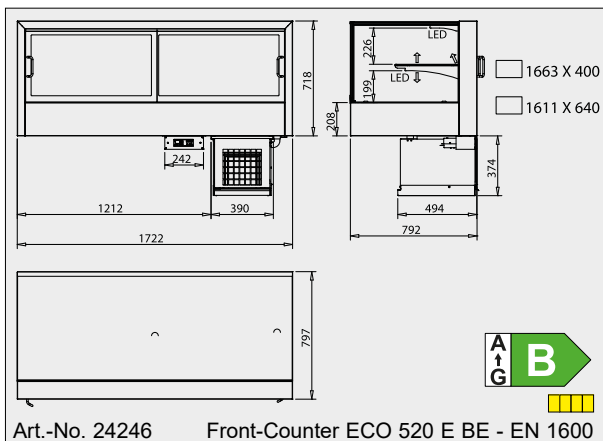
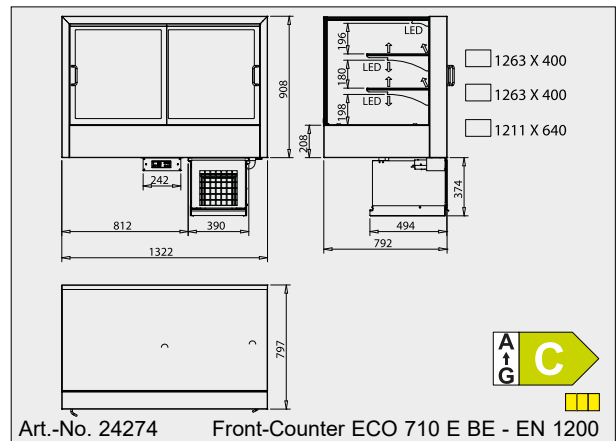
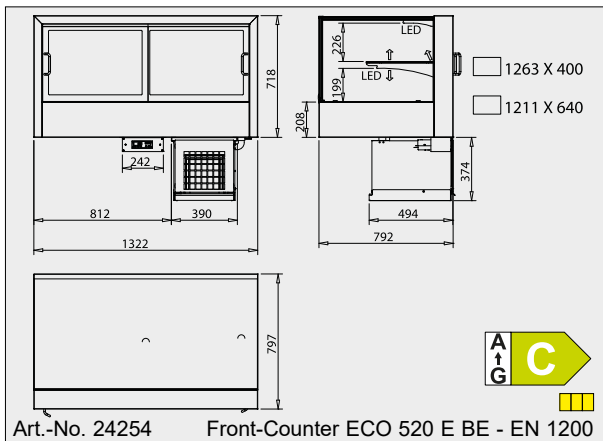
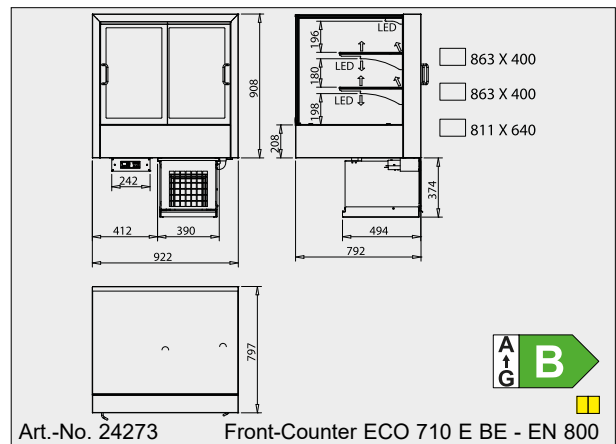
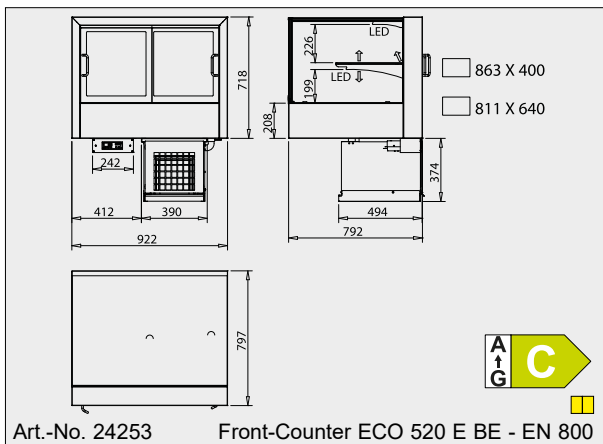
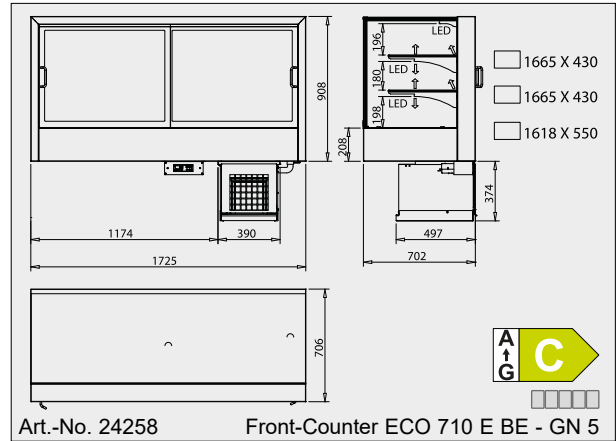
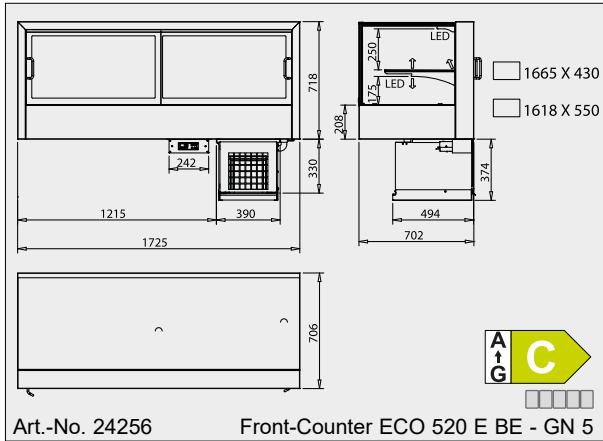
The cooling unit is encased in a stainless steel housing and is located beneath the cooling pan. It is easy to remove for servicing.

A condensate pan is available as accessory.

5
Serve-Over
Display Cases



The drawings are shown with special accessory that is not included in the scope of delivery; more drawings are available on www.wiha-web.com under "Info Centre / Customer Area".



The drawings are shown with special accessory that is not included in the scope of delivery; more drawings are available on www.wiha-web.com under "Info Centre / Customer Area".