

Front-Counter KO-LS

Self-service version, open on the customer side, with flat cooling pan, front air curtain and outer casing made of stainless steel to place onto the counter construction (without mounting lip)



6
Self-Service
Display Cases

Tip:
Matching Front-Counter BE (serve-over version), see page 160.

NEW! With **WIHA CLOUD CONTROL**, optionally available, more infos on page 432.

Front-Counter 520 E KO-LS Self-service version Height glass top 520 mm	For external cooling unit incl. controller	With cooling unit and controller	Width [mm]	Depth [mm]	Cooling power [-10°ET]	Connection	
	angular	angular					
Front-Counter 520 E KO-LS - DT 2	23987	23990	750	702	890 W	230V/940W	
Front-Counter 520 E KO-LS - DT 3	23988	23991	1075	702	950 W	230V/960W	
Front-Counter 520 E KO-LS - DT 4	23989	23992	1400	702	1200 W	230V/1230W	

WIHA CLOUD CONTROL, protective machine cover and condensate pan/drain trap are available as accessories.
Version with wing doors on the operator side – the customer side is open.

Front-Counter 710 E KO-LS Self-service version Height glass top 710 mm	For external cooling unit incl. controller	With cooling unit and controller	Width [mm]	Depth [mm]	Cooling power [-10°ET]	Connection	
	angular	angular					
Front-Counter 710 E KO-LS - DT 2	23981	23984	750	702	950 W	230V/950W	
Front-Counter 710 E KO-LS - DT 3	23982	23985	1075	702	1200 W	230V/1235W	
Front-Counter 710 E KO-LS - DT 4	23983	23986	1400	702	1600 W	230V/1365W	

WIHA CLOUD CONTROL, protective machine cover and condensate pan/drain trap are available as accessories.
Version with wing doors on the operator side – the customer side is open.

Special Accessories

Condensate pan mounted under the cooling unit
Drain fitting 1 1/4" for connecting to the customer's drain

Art.-No.
33196
3815

Protective machine cover type 890–1200
Protective machine cover type 1600

33195
33265

Surcharge for WIHA CLOUD CONTROL
(not possible together with option "adjustable light colour")

33577

Option: Light colour adjustable, see page 138.

Suitable GN price label rails, see page 202.

6. Display Cases – refrigerated for self-service



Description

Refrigerated display case with circulating air for cooling beverages and packaged food. Self-service version, open on the customer side, with flat cooling pan with deflector pane, front air curtain and outer casing made of stainless steel to place onto the counter construction (without mounting frame).

The customer side has an angular glass construction made of safety glass.

The glass shelves are height adjustable and can be set at an angle, which means better presentation.

Temperature: < 7°C at 25°C/60% relative humidity (climate class 3 according to DIN EN ISO 23953). Humidity: approx. 70% to 85%.

Commercial product for the installation in stationary food and service counter.

Design

Construction, merchandise display and interior pan are made entirely of stainless steel, material 1.4301. Pan interior is finished with 1 1/4" flush threaded drain fitting and hygienic corners that are easy to clean. Pressure-injected expanded polyurethane insulation. Inside the pan is a generously sized circulating air evaporator with coated surface and quiet low-voltage ventilators (12 V DC) for air circulation. Located above the circulating air evaporator is a merchandise display made of ground stainless steel, material 1.4301.

To clean the pan bottom, the merchandise display with circulating air evaporator and ventilators can be folded upwards and locked in the top position via gas pressure springs. For easy cleaning of the evaporator, it can be folded down (MOVE-DOWN TECHNOLOGY) when the merchandise display is open. To clean the area behind the pan or to carry out servicing, the merchandise display can be moved forwards (MOVE-AWAY FUNCTION).

Self-service version that is open on the customer side, with front air curtain and flat cooling pan with deflector pane.

The side glass panes and the height adjustable shelves are made of safety glass. For good illumination, a protected LED light (standard colour: white) is mounted above each shelf. The shelves are suitable for Gastro-Norm dimensions.

A digital defrosting and temperature controller is mounted beneath the cooling pan. The flat control panel (installation depth: approx. 20 mm) can be removed for mounting in the counter front (cable length: approx. 1 m).

With WIHA-LONG-LIFE for a longer operating life of the cooling unit.

The operator side has wing doors made of insulating glass with transparent, perforated air distribution cover. To clean the gap, the air distribution cover can be folded away.

For external cooling unit

Delivery includes:

- Expansion valve for R452A; other refrigerants available on request
- Digital defrost and temperature controller

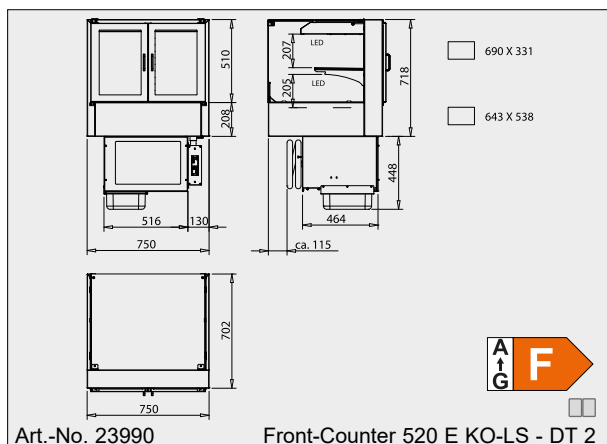
Cooling Unit Model

The cooling unit is encased in a stainless steel housing and is located beneath the cooling pan. It is easy to remove for servicing.

Please note:

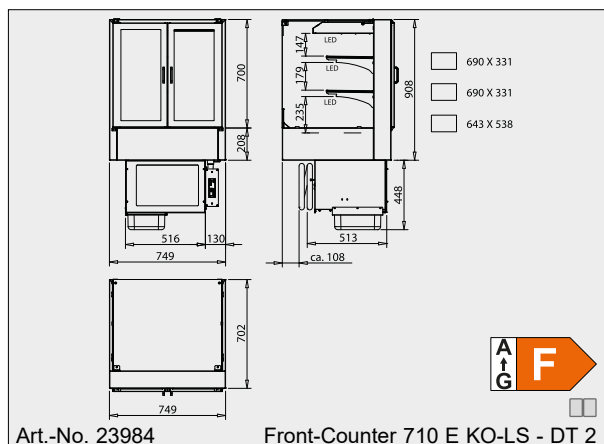
Make sure that there is good ventilation when installing on site!

6
Self-Service
Display Cases



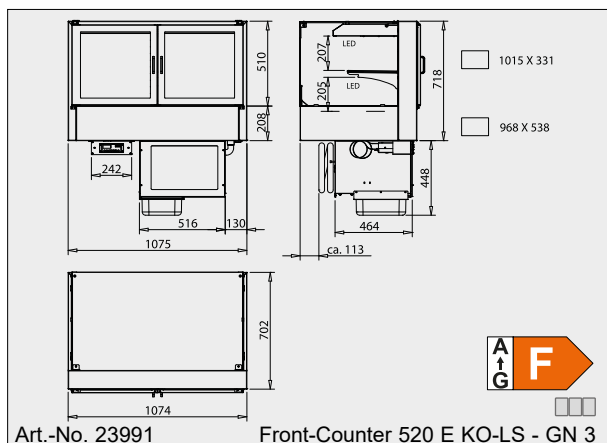
Art.-No. 23990

Front-Counter 520 E KO-LS - DT 2



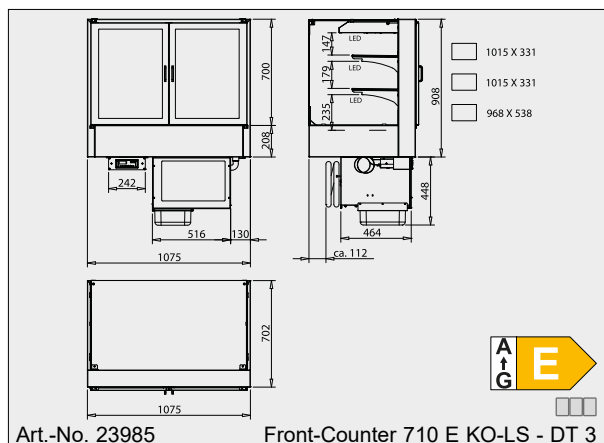
Art.-No. 23984

Front-Counter 710 E KO-LS - DT 2



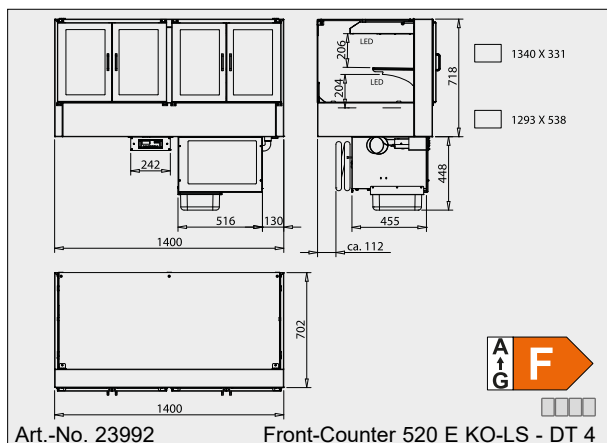
Art.-No. 23991

Front-Counter 520 E KO-LS - GN 3



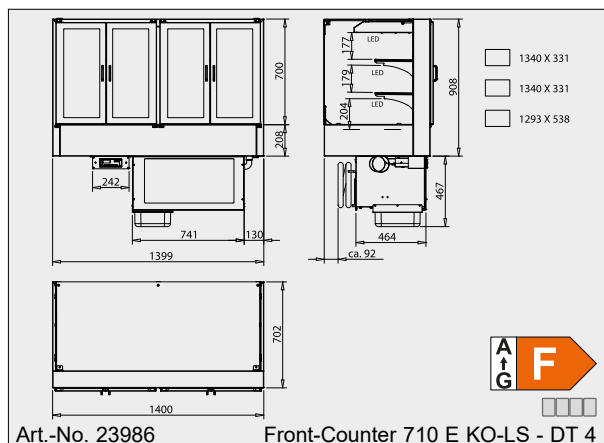
Art.-No. 23985

Front-Counter 710 E KO-LS - DT 3



Art.-No. 23992

Front-Counter 520 E KO-LS - DT 4



Art.-No. 23986

Front-Counter 710 E KO-LS - DT 4

The drawings are shown with special accessory that is not included in the scope of delivery; more drawings are available on www.wiha-web.com under "Info Centre / Customer Area".