

15. Stainless Steel Glass Supports

Sneeze Guard Tops



Sneeze Guard Top HOT SB-GN (for Self-Service)

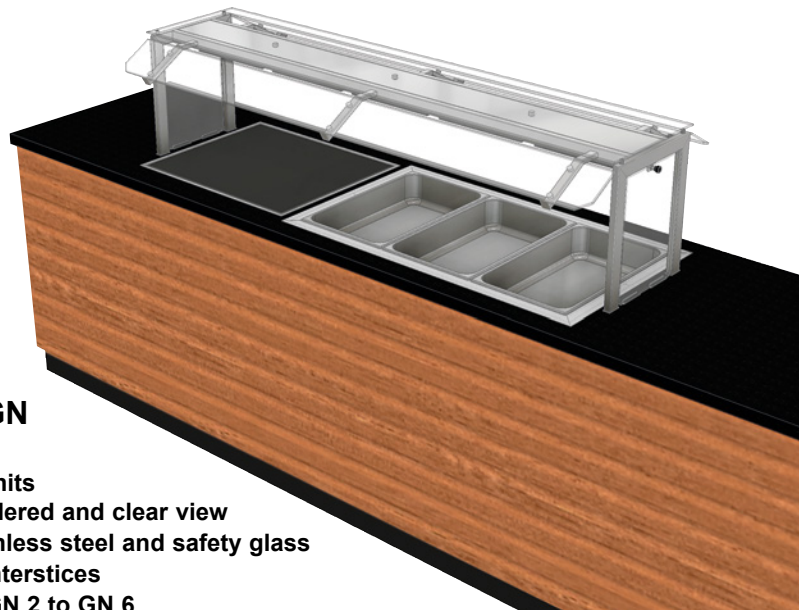
Glass construction with sneeze guard function and heat radiator

Preferred application:

To be used for self-service counters with devices for keeping warm (in GN dimensions), such as the WIHA Bain-Maries or WIHA Hotplates.

Tip:

Suitable Mirror Rear Panels are on page 389.



Sneeze Guard Top HOT SB-GN

- Perfect for high turnover buffets
- For free-standing or wall-standing units
- Glass panels designed for an unhindered and clear view
- Stable construction, made from stainless steel and safety glass
- Easy cleaning of glass panels and interstices
- Available in a uniform design from GN 2 to GN 6

Easy Set-Up on Worktops

The compact construction of the Sneeze Guard TOP SB-GN is available for a single-sided or double-sided customer's access to self-service salad buffets. To match your client's needs, it is available in several GN-Sizes.

Two lateral pipe brackets (U-form) made from stainless steel and connection struts allow a self-supporting installation. A glass pad made from safety glass is mounted above the connection struts.

The Sneeze Guard glass panels are securely mounted on inclined tubular consoles. The customer-sided glass corners are bevelled.

Depending on the length, several 500 W radiant heaters are mounted in a reflector profile below the upper glass support.

Radiant heater with high infrared content for a high heat output. Suitable for casseroles, roasts, vegetables, baked goods, etc. Longer life thanks to additional quartz glass protective tube. Water splashes, cleaning agents, fingerprints, etc. can no longer come into contact with the lamp body. Protection of food in case the lamp body bursts.


The connecting lines of the radiant heaters are led out through the side brackets to be connected underneath the worktop.

The Sneeze Guard Top SB-GN is placed on the worktop and secured by four screws from underneath.

WIHA Sneeze Guard Top HOT SB-GN	One-sided, self-service	Two-sided, self-service		
Model	Art.-No.	Art.-No.	Width [mm]	Connection
Sneeze Guard HOT SB-GN 2	12150	12155	830	230V/1000 W
Sneeze Guard HOT SB-GN 3	12151	12156	1155	230V/1500 W
Sneeze Guard HOT SB-GN 4	12152	12157	1480	230V/1000 W + 1000 W
Sneeze Guard HOT SB-GN 5	12153	12158	1805	230V/1000 W + 1500 W
Sneeze Guard HOT SB-GN 6	12154	12159	2130	230V/1500 W + 1500 W

Special Accessories

Side glass panel for sneeze guard top SB, one-sided	Art.-No. 13028
Side glass panel for sneeze guard top SB, two-sided	13029
Retainer set, side glass panel for sneeze guard top SB	13036
Mounting kit COMBINATION	13037



Due to a well thought design regarding the distance of the glass panels to the stainless steel frame, a hygienic cleaning is almost child's play.

15
Stainless Steel
Glass Supports

Description

Compact sneeze guard construction equipped with heat radiators with high infrared portion and great heat dissipation. Version for mounting above hotplates and bain-maries; the dimensions are according to the GN grid.

Design


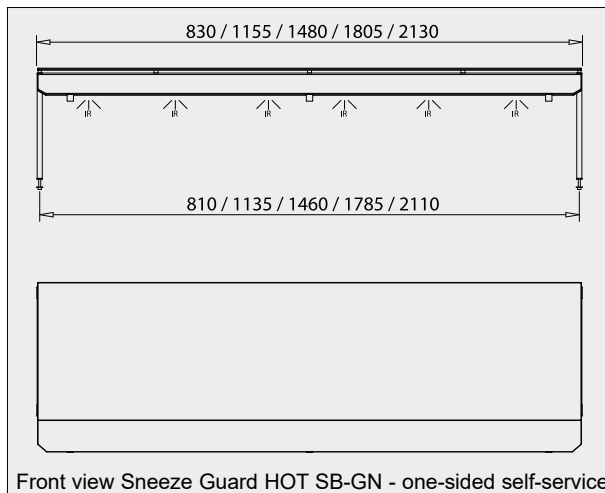
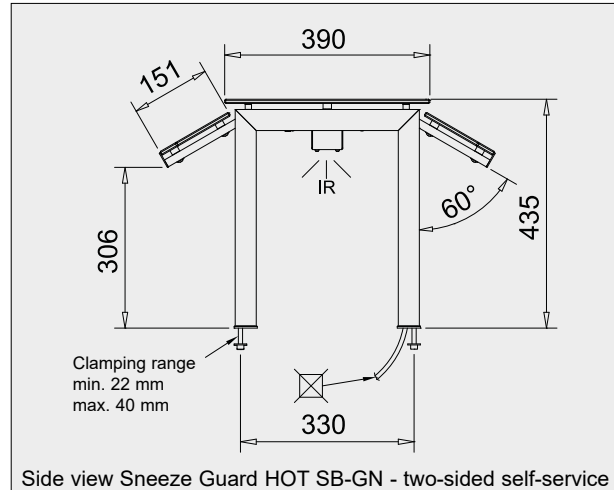
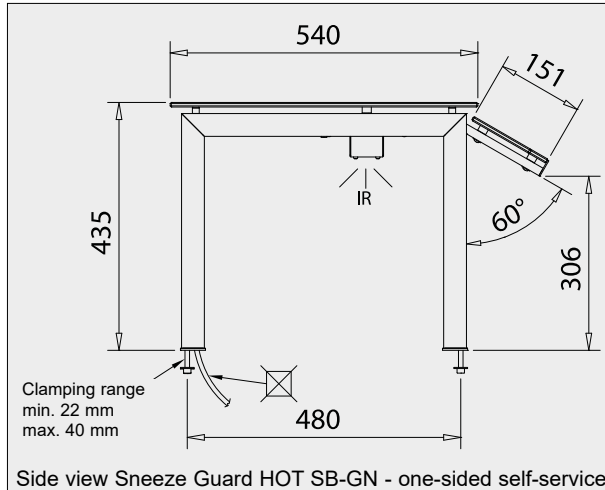
The glass construction is made from welded stainless steel square tubes, horizontally oriented with lateral stand pipes. Between the transverse tubes, several heat radiators are placed in a housing. The tubular frame is made of square stainless steel tubes 40 mm x 20 mm with a ground surface.

The glass panels are made of safety glass and screwed onto the frame rack with clamping plates. The customer-sided sneeze guard glass panels are placed on inclined consoles that are welded to the tubular frame.

The Sneeze Guard Top SB-GN is fixed with M8 tapping screws to the worktop.

Delivery includes:

- Safety glass panels
- Fixing screws for the glass construction
- Installation and operating instructions



Mirror Rear Panel for Sneeze Guard SB-GN

Suitable for the one-sided Sneeze Guard Top HOT SB-GN or the one-sided Sneeze Guard Top SB-GN

Unit consists of a five-sided stainless steel housing, in which one or two mirrors are securely installed in an inclined position.

The mounting of the Mirror Rear Panel on the Sneeze Guard Top is possible in two positions:

1. Lying directly on the worktop. This position should be selected if the counter is placed with its rear side in front of a wall, for example.
2. Floating approx. 23 mm above the worktop. This position should be selected if the counter is placed in a free space and the rear side is easily accessible for cleaning. This way, the surface below the mirror can also be cleaned.

The Mirror Rear Panel can be pulled out of the holder without tools.

Delivery includes:

- Footplates with fitted bolts for the WIHA Sneeze Guard Top

WIHA Mirror Rear Panel for Sneeze Guard Top Model	Art.-No.	
Mirror Rear Panel for Sneeze Guard SB-GN 2	13021	
Mirror Rear Panel for Sneeze Guard SB-GN 3	13022	
Mirror Rear Panel for Sneeze Guard SB-GN 4	13023	
Mirror Rear Panel for Sneeze Guard SB-GN 5	13024	
Mirror Rear Panel for Sneeze Guard SB-GN 6	13025	
Mirror Rear Panel for Sneeze Guard SB-GN 7	13026	
Mirror Rear Panel for Sneeze Guard SB-GN 8	13027	