

5. Display Cases – refrigerated

for serve-over



Snack-Counter BE-VT

Serve-over version with recessed cooling pan and glass construction made of toughened safety glass

WiHA
Toughened Safety Glass
Front pane, side panes, upper pane made of toughened safety glass

WiHA
LONG-LIFE
Longer operating life of the cooling unit

NEW! With **WIHA CLOUD CONTROL**, optionally available, more infos on page 432.

WiHA
MOVE-DOWN
Patented

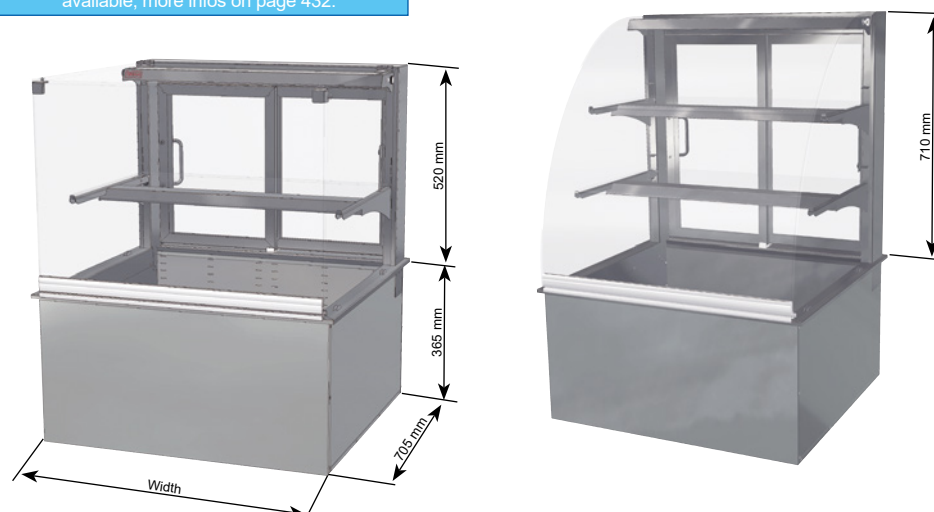
WiHA
SPLIT-CONTROL
Flat and removable control panel

WiHA
MOVE-AWAY
Patented

WiHA
Soft-Close
(option)
Soft-closing sliding doors
Special Accessory

WiHA
LED
energy-saving & low-maintenance

WiHA
CLOUD



Snack-Counter 520 BE-VT Serve-over version Height glass top 520 mm	For external cooling unit incl. controller			With cooling unit and controller			Width [mm]	Cooling power [-10°ET]	Anschluss
	round	angular	slanted	round	angular	slanted			
Snack-Counter 520 BE-VT - DT 1.5	10270	10274	17064	10272	10276	17076	587	370 W	230V/325W
Snack-Counter 520 BE-VT - 2 *	10030	10038	17065	10302	10290	17077	750	370 W	230V/325W
Snack-Counter 520 BE-VT - DT 2	10301	10298	17066	10303	10299	17078	750	370 W	230V/325W
Snack-Counter 520 BE-VT - 3	10031	10039	17067	10304	10291	17079	1075	370 W	230V/325W
Snack-Counter 520 BE-VT - 4	10032	10040	17068	10305	10292	17080	1400	450 W	230V/400W
Snack-Counter 520 BE-VT - 5	10033	10041	17069	10306	10293	17081	1725	605 W	230V/530W

WiHA CLOUD CONTROL, protective machine cover and condensate pan/drain trap are available as accessories. The version "DT" has wing doors on the operator side instead of sliding doors.

* Max. opening width of the sliding door approx. 277 mm.

Snack-Counter 710 BE-VT Serve-over version Height glass top 710 mm	For external cooling unit incl. controller			With cooling unit and controller			Width [mm]	Cooling power [-10°ET]	Connection
	round	angular	slanted	round	angular	slanted			
Snack-Counter 710 BE-VT - DT 1.5	10271	10275	17070	10273	10277	17082	587	370 W	230V/325W
Snack-Counter 710 BE-VT - 2 *	10034	10042	17071	10308	10294	17083	750	370 W	230V/350W
Snack-Counter 710 BE-VT - DT 2	10307	10300	17072	10309	10374	17084	750	370 W	230V/350W
Snack-Counter 710 BE-VT - 3	10035	10043	17073	10310	10295	17085	1075	450 W	230V/380W
Snack-Counter 710 BE-VT - 4	10036	10044	17074	10311	10296	17086	1400	605 W	230V/540W
Snack-Counter 710 BE-VT - 5	10037	10045	17075	10312	10297	17087	1725	825 W	230V/715W

WiHA CLOUD CONTROL, protective machine cover and condensate pan/drain trap are available as accessories. The version "DT" has wing doors on the operator side instead of sliding doors.

* Max. opening width of the sliding door approx. 277 mm.

Base element UTB 51 optionally available, see table on page 406.

Option: Light colour adjustable, see page 138.

Special Accessories

Condensate pan mounted under the cooling unit

Drain fitting 1 1/4" for connecting

to the customer's drain

Protective machine cover type 370–605

Protective machine cover type 825

Air cooler for operation with refrigerant CO₂

(see page 404)

Surcharge for WIHA CLOUD CONTROL

(not possible together with option "adjustable light colour")

Sliding door lockable

Wing door DT lockable

Art.-No.

33266

3815

8179

8181

10197

33577

10147

30005

Option soft-close (soft-closing sliding doors)

Bearing rails for GN containers and shelves

Snack-Counter size per GN 1 (1 pair)

Snack-Counter size GN 1.5 (1 pair)

Note: GN 1/1- and GN 2/4 containers can be mounted directly, for smaller GN containers additional separator bars are required, see page 136.

Display shelf, unperforated; W=325 mm, GN 1

Display shelf, unperforated; W=486 mm, GN 1.5

(Bearing rails must be ordered separately.)

Suitable price label rails see page 136.

Art.-No.

4711

9880

10507

6413

10506

Description

Refrigerated display case with circulating air and recessed cooling pan for cooling beverages, salads, delicacies, cakes, cream cakes and snacks.
On the customer side with rounded, angular or slanted glass construction made of safety glass.
The glass shelves are height adjustable and can be set at an angle, which means better presentation.
Temperature: < 7 °C at 25 °C/60% relative humidity (climate class 3 according to DIN EN ISO 23953).
Humidity: approx. 70% to 85%.
Commercial product for the installation in stationary food and service counter.

Design

Construction, merchandise display and interior pan are made entirely of stainless steel, material 1.4301. Recessed inner pan is finished with 1 1/4" flush threaded drain fitting and hygienic corners that are easy to clean. Pressure-injected expanded polyurethane insulation. The exterior is made of galvanised sheet steel. Inside the pan is a generously sized circulating air evaporator with coated surface and quiet low-voltage ventilators (12 V DC) for air circulation.
The vertical walls above the evaporator are provided with a perforation for vertically adjustable bottom beams (available as accessories). Gastro-Norm containers (50–150 mm deep) can be mounted or display shelves (available as accessories) can be inserted.
To clean the pan bottom, the merchandise display with circulating air evaporator and ventilators can be folded upwards and locked in the top position via gas pressure springs. For easy cleaning of the evaporator, it can be folded down (MOVE-DOWN FUNCTION) when the merchandise display is open. To clean the area behind the pan or to carry out servicing, the merchandise display can be moved forwards (MOVE-AWAY FUNCTION).

The front glass pane is made of safety glass and can be swung outwards for easy cleaning. The side glass panes and the height adjustable shelves are also made of safety glass. For good illumination, a protected LED light (standard colour: white) is mounted above each shelf. The shelves are suitable for Gastro-Norm dimensions. The mounting lip makes installation easy.
A digital defrosting and temperature controller is mounted beneath the cooling pan. Two air speeds can be selected for different foods. The flat control panel (installation depth: approx. 20 mm) can be removed for mounting in the counter front (cable length: approx. 1 m).
With WIHA-LONG-LIFE for a longer operating life of the cooling unit.

Version DT:

The operator side has wing doors made of insulating glass.

Otherwise:

The operator side has sliding doors made of insulating glass, easily removable for cleaning (without bottom rail).

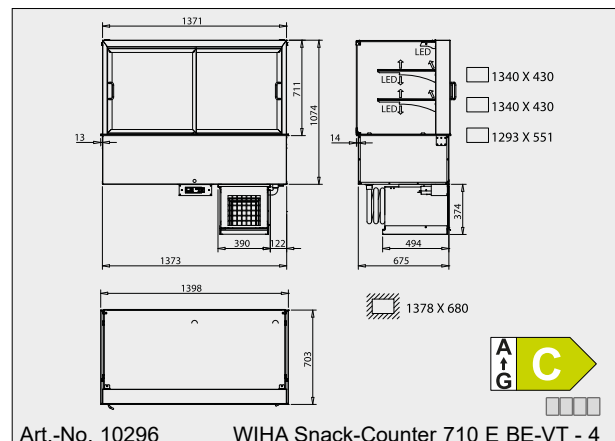
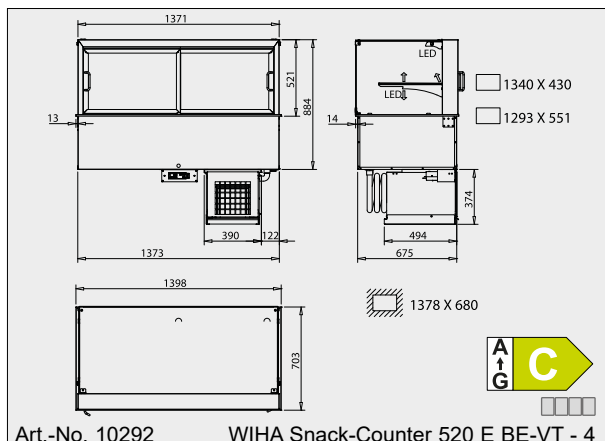
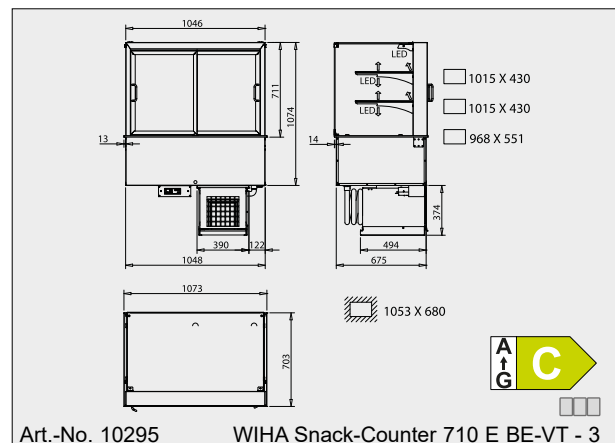
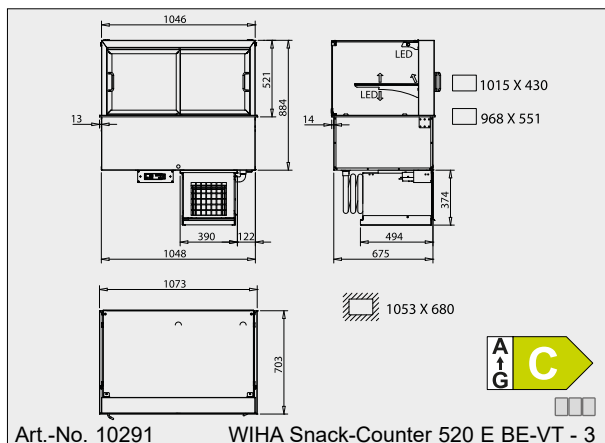
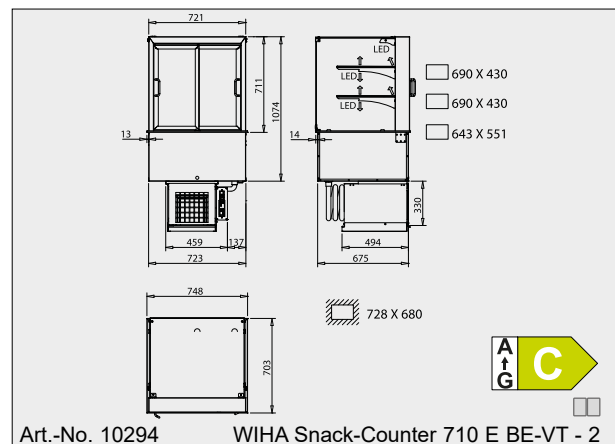
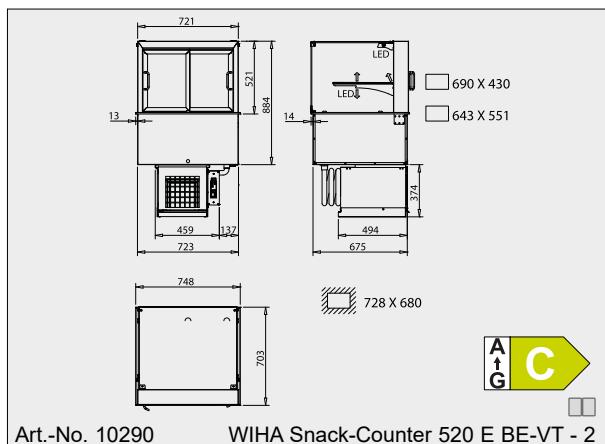
For external cooling unit

Delivery includes:

- Expansion valve for R134a/R513A
- Defrost and temperature controller

Cooling Unit Model

The cooling unit is encased in a stainless steel housing and is located beneath the cooling pan. It is easy to remove for servicing.
A condensate pan is available as accessory.



The drawings are shown with special accessory that is not included; more drawings are available on www.wiha-web.com under "Info Centre / Customer Area".