

11. Refrigerated Beverage Counters



Total Height 980 mm

Beverage Counter with 4 compartments and 2 Sinks

Body length 3000 mm, total height 980 mm


Also available with black front.



The total price consists of
+ price bar counter top
+ price under counter refrigerator
+ price inserts

This page can be used as a template for the order.

Cooling power: 430W/-10°ET/R134a/R513A
Elec connection: 230V/380W




NEW! With WIHA CLOUD CONTROL, optionally available, more infos on page 432.


Bar Counter Top 3050

<input type="checkbox"/> 2 Sinks left No-drip edge on all sides	<input type="checkbox"/> 2 Sinks left Upstand on customer side	<input type="checkbox"/> 2 Sinks right No-drip edge on all sides	<input type="checkbox"/> 2 Sinks right Upstand on customer side
Width: 3050 mm Depth: 700 mm	Width: 3050 mm Depth: 665 mm	Width: 3050 mm Depth: 700 mm	Width: 3050 mm Depth: 665 mm
Art.-No. 8740	Art.-No. 8741	Art.-No. 8742	Art.-No. 8743

Under Counter Refrigerator KUB 890-2SL-4









<input type="checkbox"/> Sink base mounted on the left, for external cooling unit (incl. controller)	<input type="checkbox"/> Sink base mounted on the left, with cooling unit ready-to-use
Art.-No. 10808	Art.-No. 8624
	
Model for external cooling: the wing door is without perforated grid.	
<input type="checkbox"/> Waste dumper mounted in the left partition	Art.-No. 10604

Under Counter Refrigerator KUB 890-2SR-4

<input type="checkbox"/> Sink base mounted on the right, for external cooling unit (incl. controller)	<input type="checkbox"/> Sink base mounted on the right, with cooling unit ready-to-use
Art.-No. 10809	Art.-No. 8634
	
Model for external cooling: the wing door is without perforated grid.	
<input type="checkbox"/> Waste dumper mounted in the right partition	Art.-No. 10605

Inserts KUB 890

Wing doors with glass window see page 317.

Wing Door DIN Left with 1 supporting grid usable height 780 mm Art.-No. 8782	<input type="checkbox"/> left <input type="checkbox"/> right 	Stainless Steel Roller Drawer (drawer with overlength, load 100 kg) usable height 355 mm top, 345 mm bottom Art.-No. 8798	<input type="checkbox"/> left <input type="checkbox"/> right 
Wing Door DIN Right with 1 supporting grid usable height 780 mm Art.-No. 8783	<input type="checkbox"/> left <input type="checkbox"/> right 	Stainless Steel Roller Drawer (drawer with overlength, load 100 kg) usable height 310 mm top, 390 mm bottom Art.-No. 8789	<input type="checkbox"/> left <input type="checkbox"/> right 
Wing Door DIN Left with barrel rail usable height 775 mm Art.-No. 8784	<input type="checkbox"/> left <input type="checkbox"/> right 	Stainless Steel Roller Drawer (drawer with overlength, load 100 kg) usable height 390 mm top, 300 mm bottom Art.-No. 8788	<input type="checkbox"/> left <input type="checkbox"/> right 
Wing Door DIN Right with barrel rail usable height 775 mm Art.-No. 8785	<input type="checkbox"/> left <input type="checkbox"/> right 	Stainless Steel Roller Drawer (drawer with overlength, load 100 kg) usable height 200 mm/215 mm/230 mm Art.-No. 8799	<input type="checkbox"/> left <input type="checkbox"/> right 

Special Accessories

<input type="checkbox"/> pcs. Divider bars, plastic	Art.-No. 8882
<input type="checkbox"/> pcs. Divider bars, metal	Art.-No. 8883
<input type="checkbox"/> pcs. GN bearing rail	Art.-No. 8886
<input type="checkbox"/> pcs. Extra supporting grid	Art.-No. 8885
<input type="checkbox"/> pcs. Expansion valve R452A	Art.-No. 9117
<input type="checkbox"/> Second evaporator for external cooling systems (if more than one compartment is equipped with roller drawers)	Art.-No. 8099
<input type="checkbox"/> Second evaporator for ready-to-use refrigerators (if more than one compartment is equipped with roller drawers)	Art.-No. 8095

TMP 610-CLOUD controller instead of TMP 610

Art.-No.
33571

Water Taps for double sink with two lower rinsing pipes:

<input type="checkbox"/> Mixer tap HD2 (2 connection pipes, high pressure)	Art.-No. 8856
<input type="checkbox"/> Mixer tap ND2 (3 connection pipes, for boiler)	Art.-No. 8857
<input type="checkbox"/> Drain set for 2 sinks with hose (for drain of drip tray)	Art.-No. 8892
<input type="checkbox"/> Glass pressure rinser, integrated in drip tray	Art.-No. 8899