

9. Display Cases – heated

for keeping food warm



Snack-Counter STEAM 520/710 BE

Heated display case with circulating air heating and STEAM technology. Serve-over version, the customer side has a glass pane made of toughened safety glass.

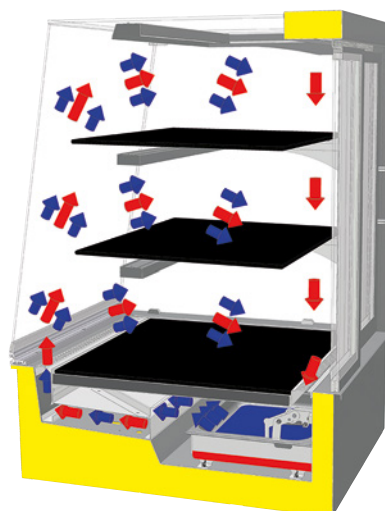


You will find the special accessories on page 272.









Unique! Heated display case with even circulating air and adjustable humidity







- Adjustable humidity (6 steps) for optimal product quality
- Fully automatic steam generator with tank/pump system for automatic water filling
- Powerful circulating air heater for even temperature distribution
- Quick reheating after opening the doors
- No or very slight fogging of the glass panes even at higher humidity
- Easy cleaning of the removable humidifier tray
- Good illumination of the merchandise room thanks to temperature-resistant lighting
- For the version with tank/pump system:
No water connection or drain required!
- Temperature can be adjusted digitally up to approx. 75°C
- Merchandise displays are made of toughened black glass



9
Heated
Display Cases

Snack-Counter STEAM 520 BE	Tank/Pump System 1 intermediate level			Fixed Water Connection 1 intermediate level			Width [mm]	Connection
	 round	 angular	 slanted	 round	 angular	 slanted		
Serve-over version Height glass top 520 mm								
Snack-Counter STEAM 520 BE - DT 1.5 **	26330	26338	26346	33356	33357	33358	587	230V/2.9kW
Snack-Counter STEAM 520 BE - 2 *	26331	26339	26347	22815	22818	22821	750	230V/2.9kW
Snack-Counter STEAM 520 BE - DT 2 **	26332	26340	26348	22816	22819	22822	750	230V/2.9kW
Snack-Counter STEAM 520 BE - 3	26333	26341	26349	22817	22820	22823	1075	230V/2.9kW

* The maximum opening width is approx. 277 mm due to the sliding door.
** The operator side has wing doors instead of sliding doors.

Snack-Counter STEAM 710 BE	Tank/Pump System 2 intermediate levels			Fixed Water Connection 2 intermediate levels			Width [mm]	Connection
	 round	 angular	 slanted	 round	 angular	 slanted		
Serve-over version Height glass top 710 mm								
Snack-Counter STEAM 710 BE - DT 1.5 **	26378	26386	26394	33359	33360	33361	587	230V/2.9kW
Snack-Counter STEAM 710 BE - 2 *	26379	26387	26395	22824	22827	22830	750	230V/2.9kW
Snack-Counter STEAM 710 BE - DT 2 **	26380	26388	26396	22825	22828	22831	750	230V/2.9kW
Snack-Counter STEAM 710 BE - 3	26381	26389	26397	22826	22829	22832	1075	230V/3.0kW

* The maximum opening width is approx. 277 mm due to the sliding door.
** The operator side has wing doors instead of sliding doors.

Description

Heated display case with circulating air heating for keeping all types of food warm. For optimal product quality, the inside temperature is adjustable from 40 to 75 °C and the humidity in 6 steps.

The steam generator operates fully automatically.

The merchandise areas are made of toughened black glass.

The customer side has a rounded, angular or slanted glass construction made of safety glass.

The operator side has sliding doors or wing doors made of insulating glass.

All display levels are equipped with a temperature-resistant lighting (warm colour reproduction).

All components are easily accessible for maintenance and cleaning.

Keep warm temperature > 65 °C (at room temperature > 20 °C).

Commercial product for the installation in stationary food and service counter.

Design

Interior and exterior are made entirely of stainless steel with high-temperature resistant insulation. All visible sides have a ground surface.

The front glass pane is made of safety glass. It can be swung outwards for easy cleaning. The side glass panes are also made of safety glass.

The heating is made by a powerful circulating air heater blower.

The steam generator operates fully automatically and is equipped with an automatic water filling system. The humidifier tray of the steam generator can be easily removed for cleaning. It can be cleaned in a dishwasher.

An empty water tank is shown in the display. In addition, there is a short signal tone that reminds you every 20 seconds that there is an error message.

Version DT:

The operator side has wing doors made of insulating glass.

Otherwise:

The operator side has sliding doors made of insulating glass, easily removable for cleaning (without bottom rail).

Version "Tank/Pump System"

The water filling of the steam generator is made automatically via a tank/pump system. The water tank can be placed under the device in the counter furniture and can be easily removed for daily filling.

Version "Fixed Water Connection"

The device is equipped with a drain (connection 1 1/4" external thread) and a solenoid valve (3/4" external thread).

Delivery includes water connecting hose 1.5 m; 3/4" for the connection to an on-site water tap.

The drain must be connected by the customer via drain trap and funnel outlet.

