

5. Display Cases – refrigerated

for serve-over



SNACKY Euro

Low-priced refrigerated display case in Euro-Norm dimensions

WiHA
Toughened Safety Glass
Front pane, side panes, upper pane made of toughened safety glass





WiHA
LED
energy-saving & low-maintenance

WiHA
LONG-LIFE
Longer operating life of the cooling unit





WiHA
SPLIT-CONTROL
Flat and removable control panel



SNACKY – the low cost alternative

SNACKY Euro 520 Serve-over version Height glass top 520 mm	For external cooling unit incl. controller		With cooling unit and controller		Width [mm]	Cooling power [-10°ET]	Connection	
	 round	 angular	 round	 angular				
SNACKY Euro 520 - DT 800	30142	30242	30152	30252	927	370 W	230V/350W	■ ■
SNACKY Euro 520 - 1200	30143	30243	30153	30253	1327	450 W	230V/400W	■ ■ ■

The protective machine cover and condensate pan/drain trap are available as accessories.
The version "DT" has wing doors on the operator side instead of sliding doors.

SNACKY Euro 710 Serve-over version Height glass top 710 mm	For external cooling unit incl. controller		With cooling unit and controller		Width [mm]	Cooling power [-10°ET]	Connection	
	 round	 angular	 round	 angular				
SNACKY Euro 710 - DT 800	30162	30262	30172	30272	927	450 W	230V/480W	■ ■
SNACKY Euro 710 - 1200	30163	30263	30173	30273	1327	605 W	230V/600W	■ ■ ■

The protective machine cover and condensate pan/drain trap are available as accessories.
The version "DT" has wing doors on the operator side instead of sliding doors.

Special Accessories

Condensate pan mounted under the cooling unit
Drain fitting 1 1/4" for connecting to the customer's drain
Protective machine cover type 370-605

Art.-No.

33266

3815

8179

Price label rail glass shelf 800
Price label rail glass shelf 1200

Price label rail lower display area 800
Price label rail lower display area 1200

Art.-No.

11245

11246

11492

11491

Description

Refrigerated display case with circulating air for cooling cakes, cream cakes and snacks.
Temperature: < 7°C at 25°C/60% relative humidity (climate class 3 according to DIN EN ISO 23953).
Commercial product for the installation in stationary food and service counter.

Design

Construction, merchandise display and interior pan made entirely of stainless steel, material 1.4301. Pan interior is finished with 1 1/4" flush threaded drain fitting. Pressure-injected expanded polyurethane insulation (CFC-free). The exterior is made of galvanised sheet steel. Inside the pan is a generously sized circulating air evaporator with coated surface and quiet low-voltage ventilators (12 V DC) for air circulation. Located above the circulating air evaporator is a merchandise display made of ground stainless steel, material 1.4301.
To clean the pan bottom, the merchandise display with circulating air evaporator and ventilators can be folded upwards and locked in the top position via gas pressure springs. After the front retaining bolts have been released, the entire merchandise display can be swung away from the evaporator, making the fan area and evaporator readily accessible.

Front glass pane, side glass panes and shelves are made of safety glass. For good illumination, a protected LED light (standard colour: white) is mounted above each shelf. The shelves are suitable for Euro-Norm dimensions. The mounting lip makes installation easy.

A digital defrosting and temperature controller is mounted beneath the cooling pan. Two air speeds can be selected for different foods. The flat control panel (installation depth: approx. 20 mm) can be removed for mounting in the counter front (cable length: approx. 1 m).

With WIHA-LONG-LIFE for a longer operating life of the cooling unit.

Version with rounded front glass pane:

The customer side has a rounded panoramic glass pane made of safety glass. The front pane can be swung outwards for easy cleaning.

Version with angular glass construction:

The customer side has an angular glass construction made of safety glass. The front pane can be swung outwards for easy cleaning.

Version DT:

The operator side has wing doors made of insulating glass.

Otherwise:

The operator side has sliding doors made of insulating glass, easily removable for cleaning (without bottom rail).

For external cooling unit

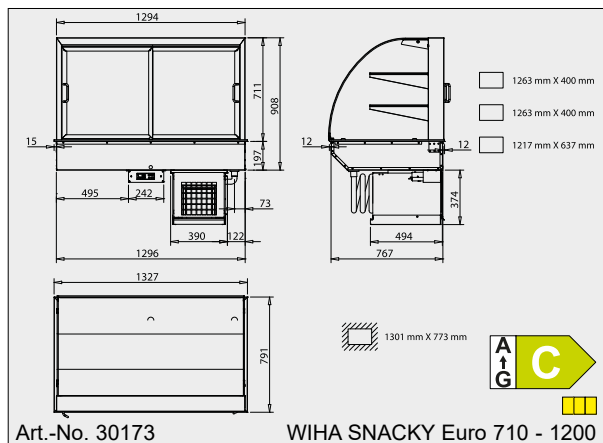
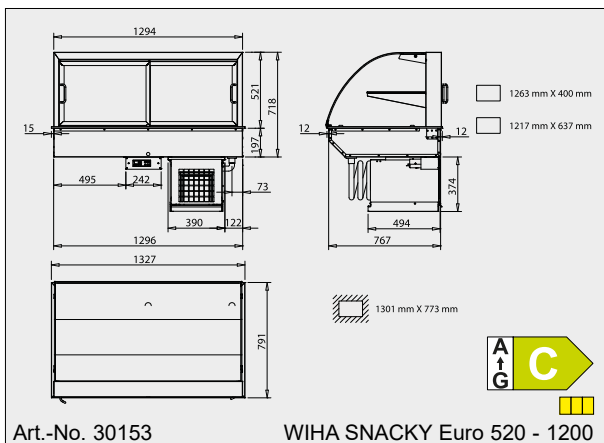
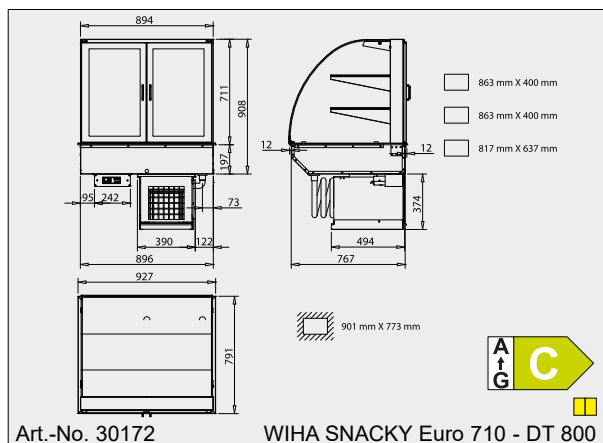
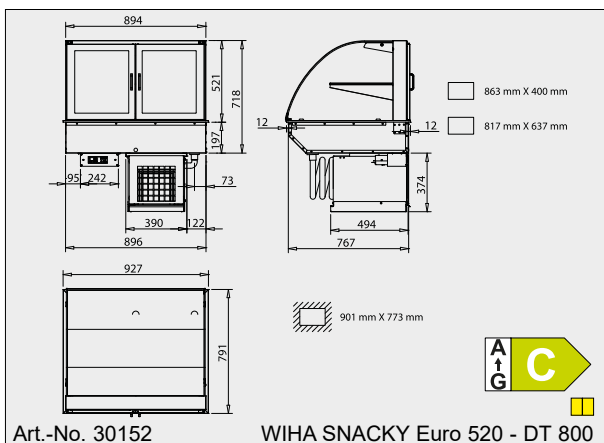
Delivery includes:

- Expansion valve for R134a/R513A
- Defrost and temperature controller

Cooling Unit Model

The cooling unit is encased in a stainless steel housing and is located beneath the cooling pan. It is easy to remove for servicing.

A condensate pan is available as accessory.



The drawings are shown with special accessory that is not included in the scope of delivery; more drawings are available on www.wiha-web.com under "Info Centre / Customer Area".