

Combi-Line GN COLD 520/710 SB

Self-service version with delayed self-closing removal flaps



NEW!

- Easy to combine
- Transparent and modern design
- High-quality lighting emphasises the product freshness
- Inclined glass shelves
- Liftable evaporator technology for easy cleaning
- Coated finned evaporator
- Patented MOVE-DOWN technology and MOVE-AWAY technology for easy cleaning
- Longer operating life of the cooling unit LONG-LIFE
- Longer product freshness thanks to the intelligent fan control IFC and the patented FRESHNESS SYSTEM (optionally available)
- DROP-IN – easy installation from above
- With WIHA CLOUD CONTROL: smart control and monitoring via WIHA app
- On the customer side with delayed closing removal flaps (Soft-Close)

Combi-Line GN COLD 520 E SB	For external cooling unit incl. controller	With cooling unit and controller	Width [mm]	Cooling power [-10°ET]	Connection
	angular	angular			
Self-service version Height glass top 520 mm					
Combi-Line GN COLD 520 E SB - DT 1.5	33507	33511	588	370 W	230V/325W
Combi-Line GN COLD 520 E SB - 2 *	33508	33512	750	370 W	230V/325W
Combi-Line GN COLD 520 E SB - DT 2	33509	33513	750	370 W	230V/325W
Combi-Line GN COLD 520 E SB - 3	33510	33514	1075	370 W	230V/340W

The FRESHNESS SYSTEM (circulated air disinfection) protective machine cover and condensate pan/drain trap are available as accessories.
The version "DT" has wing doors on the operator side instead of sliding doors (model DT 1.5: 1 hinged door; door hinge on the left as standard, can be changed).
* Max. opening width of the sliding door approx. 300 mm.

Combi-Line GN COLD 710 E SB	For external cooling unit incl. controller	With cooling unit and controller	Width [mm]	Cooling power [-10°ET]	Connection
	angular	angular			
Self-service version Height glass top 710 mm					
Combi-Line GN COLD 710 E SB - DT 1.5	33515	33519	588	370 W	230V/325W
Combi-Line GN COLD 710 E SB - 2 *	33516	33520	750	370 W	230V/350W
Combi-Line GN COLD 710 E SB - DT 2	33517	33521	750	370 W	230V/350W
Combi-Line GN COLD 710 E SB - 3	33518	33522	1075	450 W	230V/380W

The FRESHNESS SYSTEM (circulated air disinfection) protective machine cover and condensate pan/drain trap are available as accessories.
The version "DT" has wing doors on the operator side instead of sliding doors (model DT 1.5: 1 hinged door; door hinge on the left as standard, can be changed).
* Max. opening width of the sliding door approx. 300 mm.

10. Display Cases – Combi-Line

Refrigerated Display Cases



Special Accessories

Condensate pan mounted under the cooling unit	Art.-No. 33266
Drain fitting 1 1/4" for connecting to the customer's drain	3815
Quick-connect cleaning head (On-site drain is necessary!)	6322

Protective machine cover type 370–605 **8179**

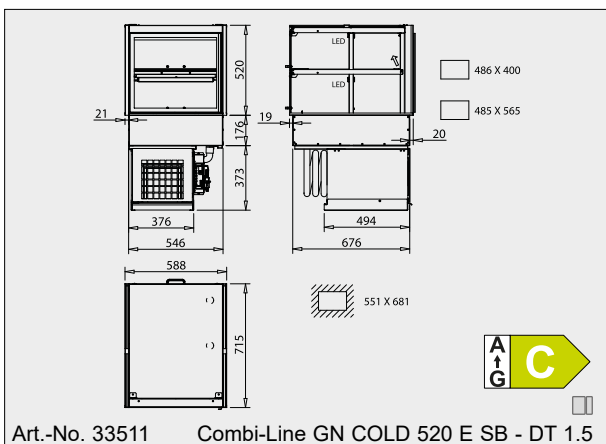
Air cooler for operation with refrigerant CO₂ **10197**
(see page 404)

Surcharge for exhaust air routing to the operator side (This widens the base element with the cooling unit by 299 mm to the left.)	Art.-No.
UTB 52, 370 – 605 watts	33566
UTB 52, 825 watts	33567

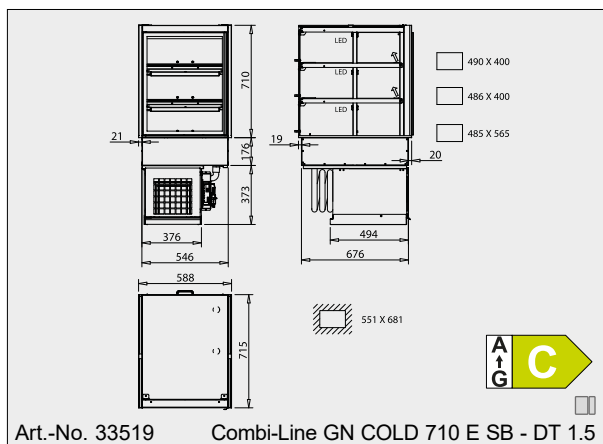
Patented WIHA FRESHNESS SYSTEM 1.5 **33476**

Patented WIHA FRESHNESS SYSTEM 2 **33564**

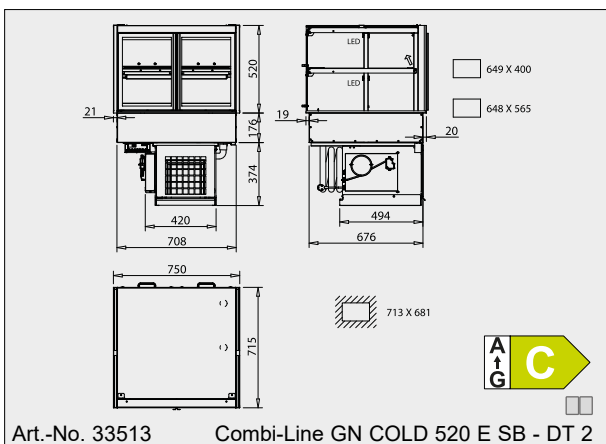
Patented WIHA FRESHNESS SYSTEM 3 **6061**



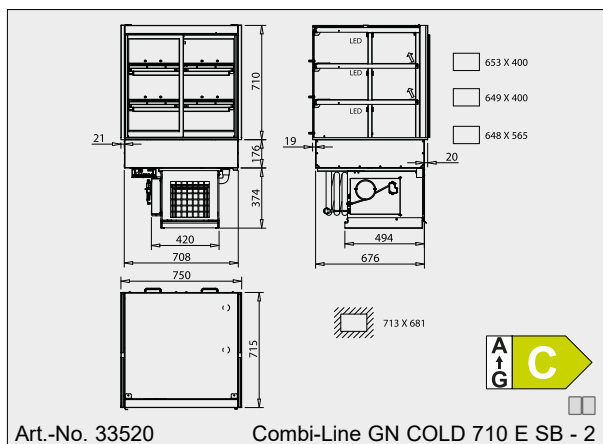
Art.-No. 33511 Combi-Line GN COLD 520 E SB - DT 1.5



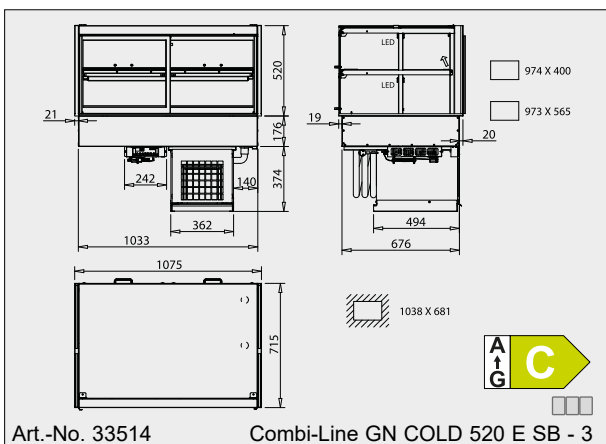
Art.-No. 33519 Combi-Line GN COLD 710 E SB - DT 1.5



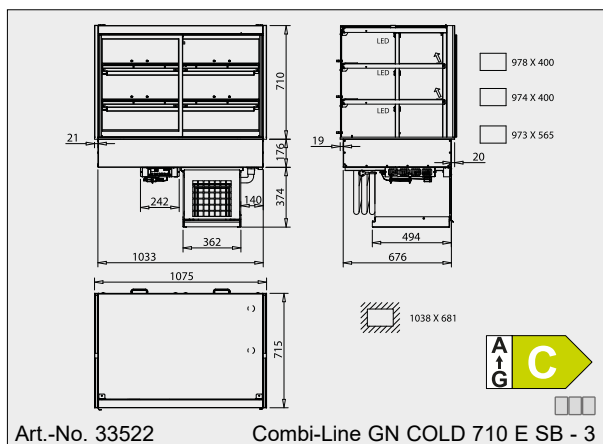
Art.-No. 33513 Combi-Line GN COLD 520 E SB - DT 2



Art.-No. 33520 Combi-Line GN COLD 710 E SB - 2



Art.-No. 33514 Combi-Line GN COLD 520 E SB - 3



Art.-No. 33522 Combi-Line GN COLD 710 E SB - 3

The drawings are shown with special accessory that is not included in the scope of delivery; more drawings are available on www.wiha-web.com under "Info Centre / Customer Area".