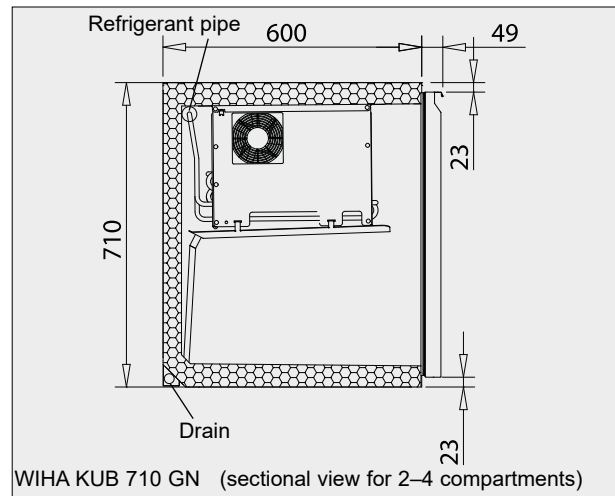
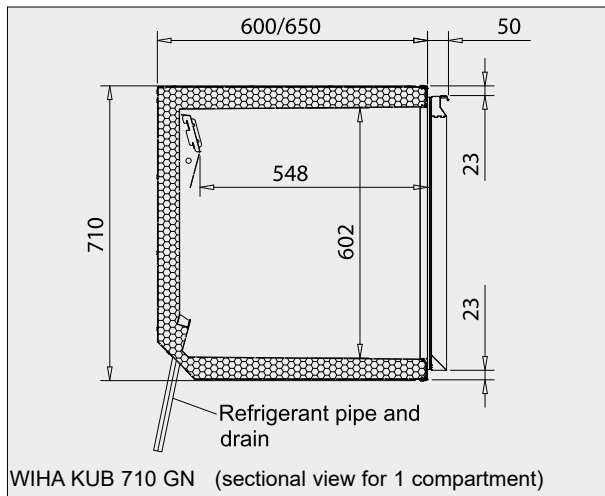


## KUB 710 GN – Gastro-Norm Grid, 710 mm High



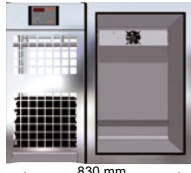





Design see page 299.

Also available with black front.



**NEW!** With **WIHA CLOUD CONTROL**, optionally available, more infos on page 432.

For external cooling unit without controller		For external cooling unit with controller		Incl. cooling unit with controller	
Recom. cooling power: 200W/-15°ET (Delivery without expansion valve)		Recom. cooling power: 200W/-15°ET (Delivery without expansion valve)		Cooling power: 200W/-15°ET Elec. connection: 230V/50Hz/240W	
<b>Art.-No.</b> 9280 (*)	 Overall depth: 600 mm 480 mm Note overall depth!	<b>Art.-No.</b> 20920 (*)	 Overall depth: 600 mm 630 mm Note overall depth!	<b>Art.-No.</b> 9288 (*)	 Overall depth: 600 mm 830 mm Note overall depth!
<b>Art.-No.</b> 9242		<b>Art.-No.</b> 12233		<b>Art.-No.</b> 12235	
Overall depth: 650 mm		Overall depth: 650 mm		Overall depth: 650 mm	
<b>Art.-No.</b> 9281 (*)	 Overall depth: 600 mm 480 mm Note overall depth!	<b>Art.-No.</b> 20921 (*)	 Overall depth: 600 mm 630 mm Note overall depth!	<b>Art.-No.</b> 9289 (*)	 Overall depth: 600 mm 830 mm Note overall depth!
<b>Art.-No.</b> 9241		<b>Art.-No.</b> 12232		<b>Art.-No.</b> 12234	
Overall depth: 650 mm		Overall depth: 650 mm		Overall depth: 650 mm	






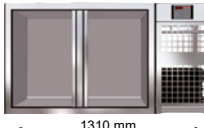
(\*) With overall depth 600 mm: only available with wing door compartment with supporting grid.

Height: 710 mm, depth: 600 mm + 49 mm or depth: 650 mm + 49 mm







# 11. Under Counter Refrigerators

KUB 710 GN









For external cooling unit without controller	For external cooling unit with controller	Incl. cooling unit with controller
Recommended cooling power: 290W/-10°ET	Recommended cooling power: 290W/-10°ET	Cooling power: 290W/-10°ET Elec. connection: 230V/50Hz/270W
 <p>960 mm</p> <p><b>Art.-No.</b> 9030</p>	 <p>1110 mm</p> <p><b>Art.-No.</b> 20922</p>	 <p>1310 mm</p> <p><b>Art.-No.</b> 9095</p>
 <p>960 mm</p> <p><b>Art.-No.</b> 9031</p>	 <p>1110 mm</p> <p><b>Art.-No.</b> 20923</p>	 <p>1310 mm</p> <p><b>Art.-No.</b> 9096</p>

Height: 710 mm, depth: 600 mm + 49 mm

For external cooling unit without controller	For external cooling unit with controller	Incl. cooling unit with controller
Recommended cooling power: 360W/-10°ET	Recommended cooling power: 360W/-10°ET	Cooling power: 360W/-10°ET Elec. connection: 230V/50Hz/335W
 <p>1440 mm</p> <p><b>Art.-No.</b> 9034</p>	 <p>1590 mm</p> <p><b>Art.-No.</b> 20924</p>	 <p>1790 mm</p> <p><b>Art.-No.</b> 9099</p>
 <p>1440 mm</p> <p><b>Art.-No.</b> 9035</p>	 <p>1590 mm</p> <p><b>Art.-No.</b> 20925</p>	 <p>1790 mm</p> <p><b>Art.-No.</b> 9100</p>

Height: 710 mm, depth: 600 mm + 49 mm

For external cooling unit without controller	For external cooling unit with controller	Incl. cooling unit with controller
Recommended cooling power: 430W/-10°ET	Recommended cooling power: 430W/-10°ET	Cooling power: 430W/-10°ET Elec. connection: 230V/50Hz/380W
 <p>1920 mm</p> <p><b>Art.-No.</b> 9333</p>	 <p>2070 mm</p> <p><b>Art.-No.</b> 20926</p>	 <p>2270 mm</p> <p><b>Art.-No.</b> 9337</p>
 <p>1920 mm</p> <p><b>Art.-No.</b> 9332</p>	 <p>2070 mm</p> <p><b>Art.-No.</b> 20927</p>	 <p>2270 mm</p> <p><b>Art.-No.</b> 9336</p>

Height: 710 mm, depth: 600 mm + 49 mm

### Inserts KUB 710 GN

<b>Wing Door DIN Left</b> with 1 supporting grid usable height 595 mm <b>Art.-No.</b> <b>9207</b>	
<b>Wing Door DIN Right</b> with 1 supporting grid usable height 595 mm <b>Art.-No.</b> <b>9208</b>	
<b>Wing Door DIN Left</b> with 5 pairs of bearing rails for GN pans <b>Art.-No.</b> <b>9113 (*)</b>	
<b>Wing Door DIN Right</b> with 5 pairs of bearing rails for GN pans <b>Art.-No.</b> <b>9114 (*)</b>	

<b>Wing Door DIN Left, Glass</b> with 1 supporting grid usable height 595 mm <b>Art.-No.</b> <b>9428</b>	
<b>Wing Door DIN Right, Glass</b> with 1 supporting grid usable height 595 mm <b>Art.-No.</b> <b>9429</b>	
<b>Wing Door DIN Left, Glass</b> with 5 pairs of bearing rails <b>Art.-No.</b> <b>9430 (*)</b>	
<b>Wing Door DIN Right, Glass</b> with 5 pairs of bearing rails <b>Art.-No.</b> <b>9431 (*)</b>	

<b>Telescopic Base Unit</b> (stainless steel pullout, load 50 kg) eff. height 177 mm top, 357 mm bottom <b>Art.-No.</b> <b>9059 (*)</b>	
<b>Telescopic Base Unit</b> (stainless steel pullout, load 50 kg) eff. height 357 mm top, 177 mm bottom <b>Art.-No.</b> <b>9061 (*)</b>	
<b>Telescopic Base Unit</b> (stainless steel pullout, load 50 kg) eff. height 250 mm top, 265 mm bottom <b>Art.-No.</b> <b>9069 (*)</b>	
<b>Telescopic Base Unit</b> (stainless steel pullout, load 50 kg) eff. height 145 mm / 160 mm / 180 mm <b>Art.-No.</b> <b>9068 (*)</b>	

(\*) The pullouts with telescopic base units and the wing doors with bearing rails cannot be inserted in the cooling body with only one compartment and with the overall depth 600 mm!

### Special Accessories

	<b>Art.-No.</b>
Surcharge expansion valve for R452A instead R134a/R513A	<b>9117</b>
GN divider bar for pullout partitioning to accommodate bottles, lockable plastic model	<b>9118</b>
GN divider bar for pullout partitioning to accommodate bottles, fully adjustable metal model	<b>9129</b>
GN bearing rail for GN pullout	<b>9057</b>
Extra GN grid with 2 bottom beams	<b>9190</b>
GN intermediate section behind central bar (small grid for the space between 2 compartments)	<b>9191</b>
Extra pair of bearing rails for GN wing door compartment	<b>9051</b>
GN grid, side limit left	<b>6620</b>
GN grid, side limit right	<b>6621</b>
Base rail, 40 mm high, per r.m. body length	<b>9133</b>
4 round feet, adjustable height approx. 100–140 mm (for 1–2 compartments)	<b>9128</b>
5 round feet, adjustable height approx. 100–140 mm (for 3–4 compartments)	<b>9131</b>
Base retaining bracket for round feet, apiece	<b>9152</b>
Solenoid valve mounted behind the panel	<b>9122</b>
Drill hole 40 mm in body panel	<b>9137</b>
Refrigerant pipes on the rear, centred out of body	<b>9139</b>
Lock for door or drawer	<b>9157</b>

### Usable dimensions of the drawers for KUB – GN

Usable height [mm]	Usable area Width/Depth	Type of the bottles	Dimension of the bottles D [mm] x H [mm]	Number of bottles	GN container
357	W 306 mm D 510 mm	PET 1,5 l PET 1,0 l Wine 0,7 l	94 x 337 81 x 299 78 x 311	15 18 24	1x GN 1/1-150 2x GN 1/2-150 2x GN 2/4-150
325	W 306 mm D 510 mm	PET 1,0 l Wine 0,7 l Beer 0,5 l	84 x 337 81 x 299 78 x 311 69 x 262	18 24 28	1x GN 1/1-150 2x GN 1/2-150 2x GN 2/4-150
177	W 306 mm D 510 mm				1x GN 1/1-100 2x GN 1/2-100 2x GN 2/4-100
147	W 306 mm D 510 mm				1x GN 1/1-100 2x GN 1/2-100 2x GN 2/4-100

### Description

Under counter refrigerator for cooling foodstuffs in the gastronomy sector.  
Temperature: < 7°C at 25°C/60% relative humidity (climate class 3 according to DIN EN ISO 23953).

Note:

A second evaporator is necessary, if in a body with 3 or 4 compartments more than one compartment is equipped with roller drawers.

The price of the second evaporator is not included in the price and must be added.

**Model GN 710-1 (overall depth 600 mm):**

This under counter refrigerator is available with wing doors with supporting grid.

**Model GT 710-1 (overall depth 650 mm):**

This under counter refrigerator is available with all inserts, which are shown on this page.

TMP 610 controller for standard cooling	<b>Art.-No.</b> <b>12205</b>
TMP 610-CLOUD controller for ext. cooling unit	<b>33575</b>
TMP 610-CLOUD controller instead of TMP 610	<b>33571</b>

Second evaporator for external cooling systems	<b>8099</b>
Second evaporator for ready-to-use refrigerators	<b>8095</b>

LED lighting 12V/8W (height of compartment 710) (incl. transformer 230V/12V)	<b>9444</b>
--	-------------

### Mounting Covers

Width 150 mm, height 710 mm	<b>Art.-No.</b>
Cover with cut-out for 1 x controller TMP 6xx, mounted on the left	<b>21110</b>
Cover with cut-out for 1 x controller TMP 6xx, mounted on the right	<b>21111</b>
Cover with cut-outs for 2 x controller TMP 6xx, mounted on the left	<b>21112</b>
Cover with cut-outs for 2 x controller TMP 6xx, mounted on the right	<b>21113</b>