

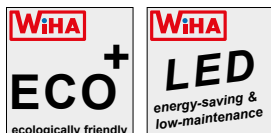
## 5. Display Cases – refrigerated

for serve-over



### Euro-Counter ECO 870 E BE

Energy-saving refrigerated display case with insulating glazing on all sides and LED lighting





**NEW!** With WIHA CLOUD CONTROL, optionally available, more infos on page 432.



Option: EASY-OPEN, see page 138.

Option: Light colour adjustable, see page 138.

Base element UTB 51 optionally available, see table on page 406.

Euro-Counter ECO 870 E BE Serve-over version Height glass top 870 mm	For external cooling unit incl. controller	With cooling unit and controller	Width [mm]	Cooling power [-10°ET]	Connection	
	 angular	 angular				
Euro-Counter ECO 870 E BE - DT 600	19037	19038	726	605 W	230V/380W	■
Euro-Counter ECO 870 E BE - DT 800	19039	19040	926	605 W	230V/422W	■
Euro-Counter ECO 870 E BE - 1200	19041	19042	1326	825 W	230V/625W	■

WIHA CLOUD CONTROL, protective machine cover and condensate pan/drain trap are available as accessories.  
The version "DT" has wing doors on the operator side instead of sliding doors.

### Euro-Counter ECO

- Energy-saving
- All external glass panes made of insulating glass
- Low-maintenance LED lighting
- No condensation on the front glass pane \*
- Front glass pane, side glass panes and upper glass pane made of double toughened safety glass (ESG)
- Longer operating life of the cooling unit (LONG-LIFE)
- Energy-saving EC fan motors (low voltage)
- Temperature: < 5 °C at an ambient temperature of 25 °C
- Lifting evaporator for easy cleaning
- Coated lamellar evaporator
- Patented MOVE-DOWN and MOVE-AWAY TECHNOLOGY for easy cleaning

\* At setpoint 6 °C/AT 25 °C/RH. 70%.

### Special Accessories

Condensate pan mounted under the cooling unit	<b>Art.-No.</b>
Drain fitting 1 1/4" for connecting to the customer's drain	<b>33196</b>
Protective machine cover type 605	<b>3815</b>
Protective machine cover type 825	<b>33194</b>
Air cooler for operation with refrigerant CO <sub>2</sub> (see page 404)	<b>33195</b>
Surcharge for WIHA CLOUD CONTROL (not possible together with option "adjustable light colour")	<b>10197</b>
Sliding door lockable	<b>33577</b>
Wing door DT lockable	<b>10147</b>
Option soft-close (soft-closing sliding doors)	<b>30005</b>
Suction cup with handle (for easy opening of the front pane)	<b>4711</b>
	<b>6244</b>

Suitable price label rails see page 157.

### Description

Energy-saving refrigerated display case with circulating air and insulating glazing on all sides for cooling cakes, cream cakes and snacks. ECO-PLUS version with reduced energy consumption. On the customer side, lateral and on top with insulating glazing made of safety glass. Temperature: < 5°C at 25°C/60% relative humidity (climate class 3 according to DIN EN ISO 23953). Humidity: approx. 70% to 85%. Commercial product for the installation in stationary food and service counter.

### Design

Construction, merchandise display and interior pan are made entirely of stainless steel, material 1.4301. Pan interior is finished with 1 1/4" flush threaded drain fitting and hygienic corners that are easy to clean. Pressure-injected expanded polyurethane insulation. The exterior is made of galvanised sheet steel. Inside the pan is a generously sized circulating air evaporator with coated surface and quiet low-voltage ventilators (12 V DC) for air circulation. Located above the circulating air evaporator is a merchandise display made of ground stainless steel material 1.4301. To clean the pan bottom, the merchandise display with circulating air evaporator and ventilators can be folded upwards and locked in the top position via gas pressure springs. For easy cleaning of the evaporator, it can be folded down (MOVE-DOWN FUNCTION) when the merchandise display is open. To clean the area behind the pan or to carry out servicing, the merchandise display can be moved forwards (MOVE-AWAY FUNCTION). On the customer side, on the sides and on top with insulating glazing made of double safety glass. The front glass pane can be swung outwards for easy cleaning. The height adjustable shelves are made of safety glass. For good illumination, a protected LED light (standard colour: white) is mounted above each shelf. The shelves are suitable for Euro-Norm dimensions (400 mm x 600 mm or 400 mm x 300 mm). The mounting lip makes installation easy.

A digital defrosting and temperature controller is mounted beneath the cooling pan. The flat control panel (installation depth: approx. 20 mm) can be removed for mounting in the counter front (cable length: approx. 1 m).

**With WIHA-LONG-LIFE for a longer operating life of the cooling unit.**

Version DT:

The operator side has wing doors made of insulating glass.

Otherwise:

The operator side has sliding doors made of insulating glass, easily removable for cleaning (without bottom rail).

For external cooling unit

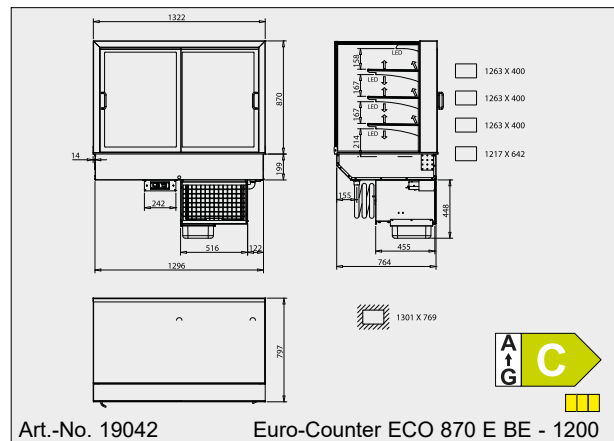
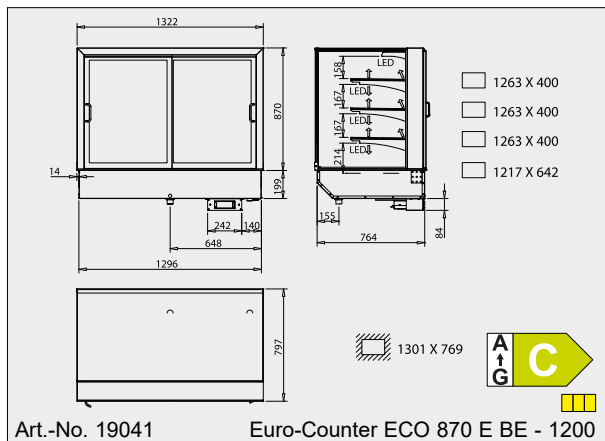
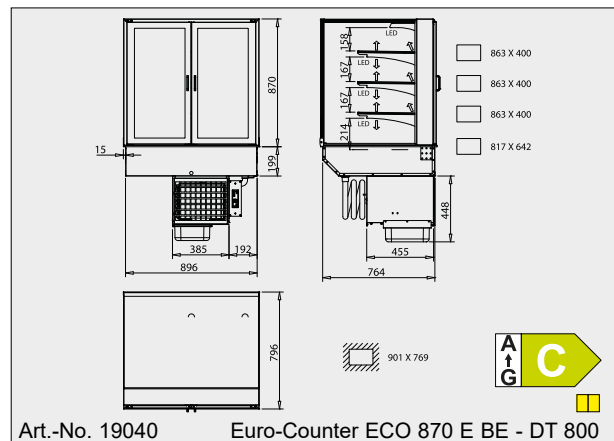
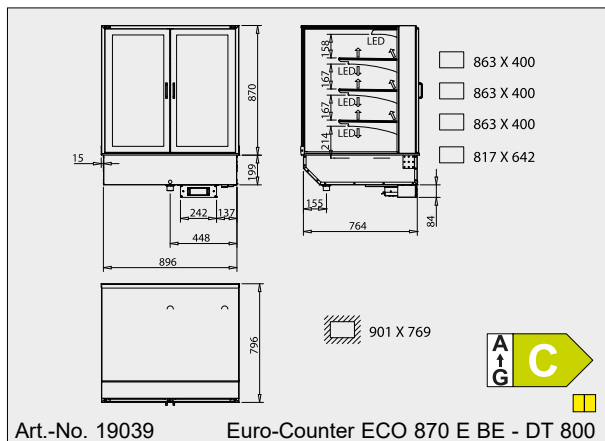
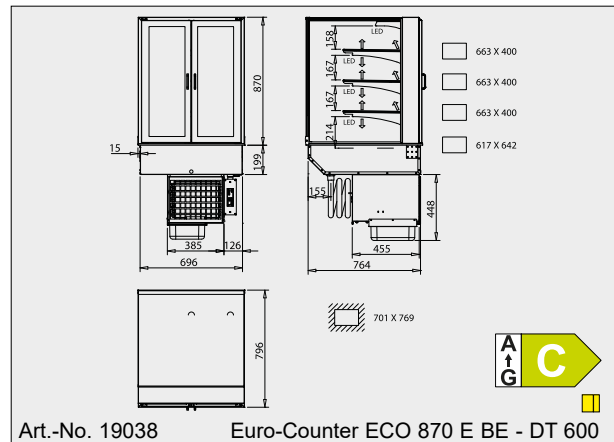
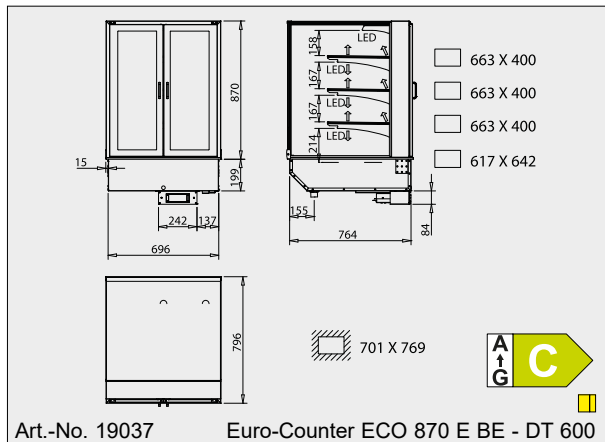
Delivery includes:

- Expansion valve for R134a/R513A
- Digital defrost and temperature controller

### Cooling Unit Model

The cooling unit is encased in a stainless steel housing and is located beneath the cooling pan. It is easy to remove for servicing.

A condensate pan is available as accessory.



The drawings are shown with special accessory that is not included in the scope of delivery; more drawings are available on [www.wiha-web.com](http://www.wiha-web.com) under "Info Centre / Customer Area".