

## 6. Display Cases – refrigerated for self-service



### Snack-Counter KO-VT-LS

Self-service version, open on customer side and with recessed cooling pan and front air curtain

**WiHA**  
**Toughened Safety Glass**  
Side panes and upper pane made of toughened safety glass

**WiHA**  
**MOVE-DOWN**  
Patented

**WiHA**  
**MOVE-DOWN**  
Patented

**WiHA**  
**MOVE-AWAY**  
Patented

**Preferred application:**  
For cooling beverages and packaged food in the self-service area.

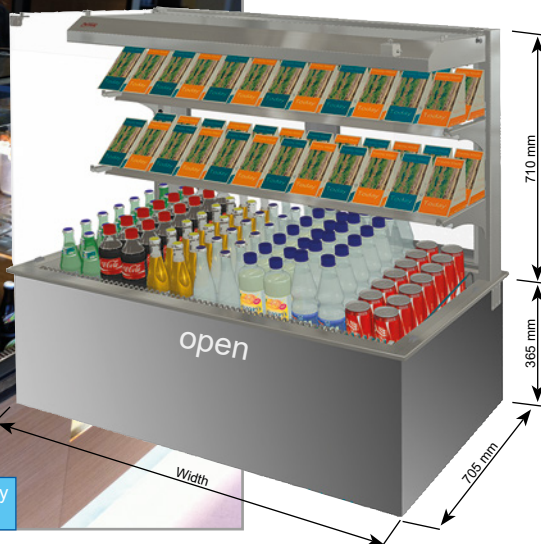
**WiHA**  
**LONG-LIFE**  
Longer operating life of the cooling unit

**WiHA**  
**SPLIT-CONTROL**  
Flat and removable control panel

**WiHA**  
**CLOUD**

**NEW!** With WIHA CLOUD CONTROL, optionally available, more infos on page 432.

Option: Light colour adjustable, see page 138.



Also available with **bottle slide**, see special accessories.

On request also available with black surface.

Snack-Counter 520 KO-VT-LS  Self-service version Height glass top 520 mm	For external cooling unit incl. controller			With cooling unit and controller			Width [mm]	Cooling power [-10°ET]	Connection	
Snack-Counter 520 KO-VT-LS - DT 1.5	23506	23501	23507	23540	23511	23545	587	800 W *	230V/925W	
Snack-Counter 520 KO-VT-LS - DT 2	23524	23502	23516	23541	23512	23546	750	890 W *	230V/940W	
Snack-Counter 520 KO-VT-LS - DT 3	23525	23503	23517	23542	23513	23547	1075	950 W *	230V/960W	
Snack-Counter 520 KO-VT-LS - DT 4	23526	23504	23518	23543	23514	23548	1400	1200 W *	230V/1230W	

The refrigerated display cases for external cooling units include an expansion valve for R452A and a temperature controller. WIHA CLOUD CONTROL, protective machine cover and condensate pan/drain trap are available as accessories. The version "DT" has wing doors on the operator side instead of sliding doors.

\* When connecting to multi-compressor refrigeration systems, make sure that the suction pressure of the upstream suction pressure regulator is adjustable in the range of -5°C to -15°C.

Snack-Counter 710 KO-VT-LS  Self-service version Height glass top 710 mm	For external cooling unit incl. controller			With cooling unit and controller			Width [mm]	Cooling power [-10°ET]	Connection	
Snack-Counter 710 KO-VT-LS - DT 1.5	18341	11382	17094	18343	11383	17101	587	800 W *	230V/935W	
Snack-Counter 710 KO-VT-LS - DT 2	9655	9790	17140	9663	9794	17148	750	950 W *	230V/950W	
Snack-Counter 710 KO-VT-LS - DT 3	9656	9791	17141	9664	9795	17149	1075	1200 W *	230V/1235W	
Snack-Counter 710 KO-VT-LS - DT 4	9657	9792	17142	9665	9796	17150	1400	1600 W *	230V/1365W	

The refrigerated display cases for external cooling units include an expansion valve for R452A and a temperature controller. WIHA CLOUD CONTROL, protective machine cover and condensate pan/drain trap are available as accessories. The version "DT" has wing doors on the operator side instead of sliding doors.

\* When connecting to multi-compressor refrigeration systems, make sure that the suction pressure of the upstream suction pressure regulator is adjustable in the range of -5°C to -15°C.

### Special Accessories

Condensate pan mounted under the cooling unit	<b>Art.-No.</b> <b>33196</b>
Drain fitting 1 1/4" for connecting to the customer's drain	<b>3815</b>
Protective machine cover type 800-1200	<b>33195</b>
Protective machine cover type 1600	<b>33265</b>
Bearing rails for GN containers, shelves and bottle slide:	
Snack-Counter size per GN 1 (1 pair)	<b>9880</b>
Snack-Counter size GN 1.5 (1 pair)	<b>10507</b>
For Snack-Counter size GN 4: 3 x 9880 and 1 x	<b>9982</b>
Display shelf, unperforated; W=325 mm, GN 1	<b>6413</b>
Display shelf, unperforated; W=486 mm, GN 1.5	<b>10506</b>
(Bearing rails must be ordered separately.)	
Suitable price label rails, see page 202.	
Bottle slide Snack-Counter GN 2 incl. 10 divider bars	<b>26467</b>
Bottle slide Snack-Counter GN 3 incl. 15 divider bars	<b>26468</b>
Divider bars for bottle slide 520, single	<b>26457</b>

**Surcharge for WIHA CLOUD CONTROL**  
(not possible together with option "adjustable light colour")

**Art.-No.**  
**33577**

NIGHT COVER	angular	slanted
Night Cover SC - KO 1.5	<b>10494</b>	<b>10489</b>
Night Cover SC - KO 2	<b>10495</b>	<b>10488</b>
Night Cover SC - KO 3	<b>10496</b>	<b>10491</b>
Night Cover SC - KO 4	<b>10497</b>	<b>10492</b>

#### Blind with housing for night cover

Night cover for mounting on the top of the glass construction. The blind can be pulled down on the customer side. The display case is equipped with holders at the bottom to fix the blind in the closed position. If the night cover is delivered without a display case, the lower locking mechanism for the blind must be attached to the customer's display case frame in accordance with the installation instructions.

## Description

Refrigerated display case with circulating air, recessed cooling pan and front air curtain for cooling beverages and packaged food.

Open on the customer side and with rounded, angular or slanted glass construction made of safety glass. The glass shelves are height adjustable and can be set at an angle, which means better presentation.

Temperature: < 7°C at 25°C/60% relative humidity (climate class 3 according to DIN EN ISO 23953). Commercial product for the installation in stationary food and service counter.

## Design

Construction, merchandise display and interior pan are made entirely of stainless steel, material 1.4301. Recessed inner pan is finished with 1 1/4" flush threaded drain fitting and hygienic corners that are easy to clean. Pressure-injected expanded polyurethane insulation. The exterior is made of galvanised sheet steel. Inside the pan is a generously sized circulating air evaporator with coated surface and quiet low-voltage ventilators (12 V DC) for air circulation.

The vertical walls above the evaporator are equipped with a perforation for vertically adjustable bottom beams (available as accessories). Gastro-Norm containers (50–100 mm deep) can be mounted or display shelves (available as accessories) can be inserted.

To clean the pan bottom, the merchandise display with circulating air evaporator and ventilators can be folded upwards and locked in the top position via gas pressure springs. For easy cleaning of the evaporator, it can be folded down (MOVE-DOWN FUNCTION) when the merchandise display is open. To clean the area behind the pan or to carry out servicing, the merchandise display can be moved forwards (MOVE-AWAY FUNCTION).

**Self-service version that is open on the customer side and with front air curtain and recessed cooling pan.** The side glass panes, the upper glass pane and the height adjustable shelves are made of safety glass. For good illumination, a protected LED light (standard colour: white) is mounted above each shelf. The shelves are suitable for Gastro-Norm dimensions. The mounting lip makes installation easy.

A digital defrosting and temperature controller is mounted beneath the cooling pan. The flat control panel (installation depth: approx. 20 mm) can be removed for mounting in the counter front (cable length: approx. 1 m).

**With WIHA-LONG-LIFE for a longer operating life of the cooling unit.**

The operator side has wing doors made of insulating glass with transparent, perforated air distribution cover. To clean the gap the air distribution cover can be folded away.

For external cooling unit

Delivery includes:

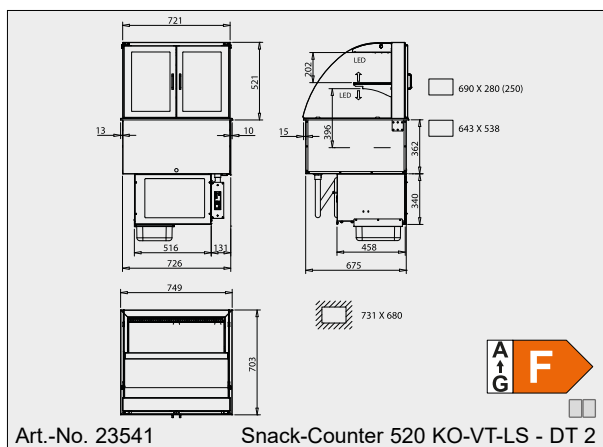
- Expansion valve for R452A; other refrigerants available on request
- Digital defrost and temperature controller

## Cooling Unit Model

The cooling unit is encased in a stainless steel housing and is located beneath the cooling pan. It is easy to remove for servicing.

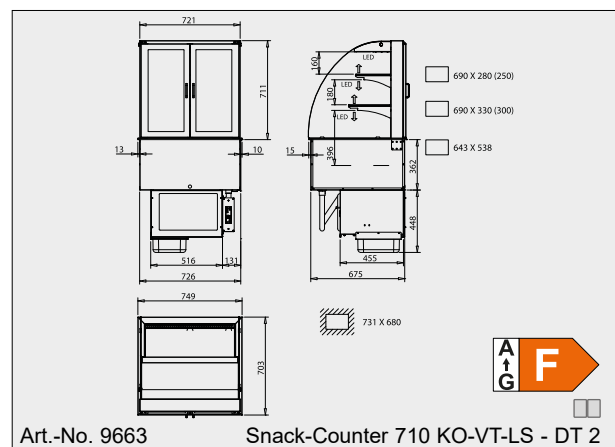
Please note:

Make sure that there is good ventilation when installing on site!



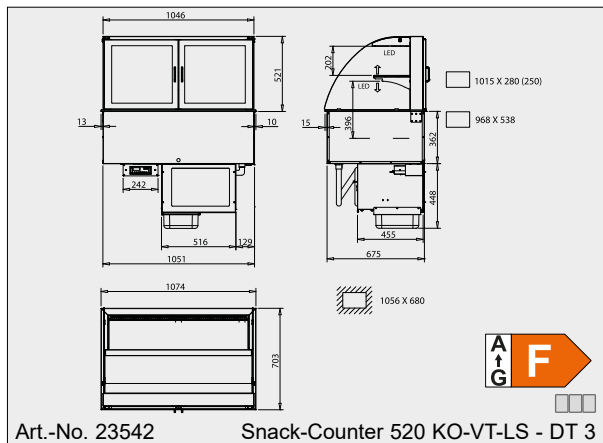
Art.-No. 23541

Snack-Counter 520 KO-VT-LS - DT 2



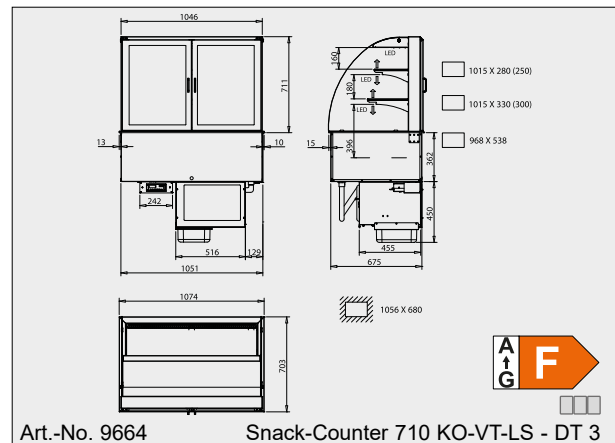
Art.-No. 9663

Snack-Counter 710 KO-VT-LS - DT 2



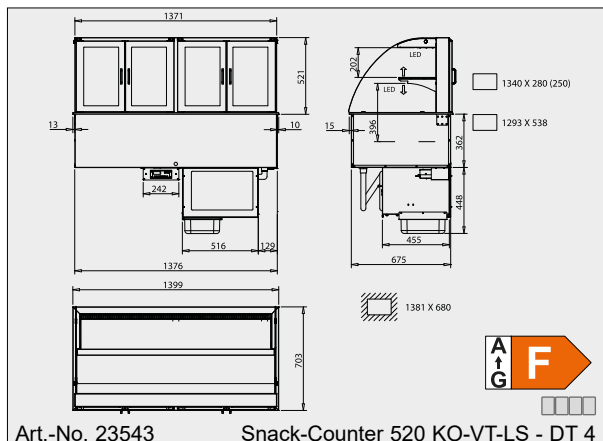
Art.-No. 23542

Snack-Counter 520 KO-VT-LS - DT 3



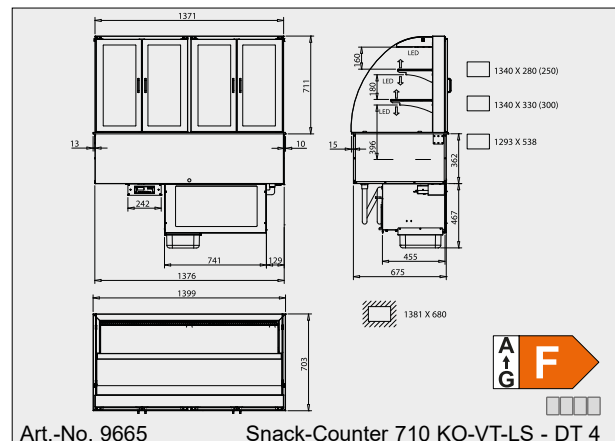
Art.-No. 9664

Snack-Counter 710 KO-VT-LS - DT 3



Art.-No. 23543

Snack-Counter 520 KO-VT-LS - DT 4



Art.-No. 9665

Snack-Counter 710 KO-VT-LS - DT 4

The drawings are shown with special accessory that is not included in the scope of delivery; more drawings are available on [www.wiha-web.com](http://www.wiha-web.com) under "Info Centre / Customer Area".