

Snack-Counter Praline BE

Serve-over version with rounded, angular and slanted glass construction made of safety glass



Snack-Counter Praline 520 BE	For external cooling unit incl. controller			With cooling unit and controller			Width [mm]	Cooling power [-15°ET]	Connection
	round	angular	slanted	round	angular	slanted			
Serve-over version Height glass top 520 mm									
Snack-Counter Praline 520 BE - DT 1.5	11058	11059	11060	11064	11065	11066	587	300 W	230V/310W
Snack-Counter Praline 520 BE - 2 *	9695	9824	17168	9746	9828	17172	750	300 W	230V/310W
Snack-Counter Praline 520 BE - 3	9696	9825	17169	9747	9829	17173	1075	300 W	230V/450W

The refrigerated display cases for external cooling units include an expansion valve for R134a/R513A and a temperature controller. WIHA CLOUD CONTROL, protective machine cover and condensate pan/drain trap are available as accessories. The version "DT" has wing doors on the operator side instead of sliding doors.
* Max. opening width of the sliding door approx. 277 mm.

Snack-Counter Praline 710 BE	For external cooling unit incl. controller			With cooling unit and controller			Width [mm]	Cooling power [-15°ET]	Connection
	round	angular	slanted	round	angular	slanted			
Serve-over version Height glass top 710 mm									
Snack-Counter Praline 710 BE - DT 1.5	11061	11062	11063	11067	11068	11069	587	300 W	230V/310W
Snack-Counter Praline 710 BE - 2 *	9738	9832	17170	9750	9836	17174	750	300 W	230V/310W
Snack-Counter Praline 710 BE - 3	9739	9833	17171	9751	9837	17175	1075	360 W	230V/450W

The refrigerated display cases for external cooling units include an expansion valve for R134a/R513A and a temperature controller. WIHA CLOUD CONTROL, protective machine cover and condensate pan/drain trap are available as accessories. The version "DT" has wing doors on the operator side instead of sliding doors.
* Max. opening width of the sliding door approx. 277 mm.

Option: Light colour adjustable, see page 138.

NEW! With WIHA CLOUD CONTROL, optionally available, more infos on page 432.

Special Accessories

Condensate pan mounted under the cooling unit
Drain fitting 1 1/4" for connecting
to the customer's drain
Protective machine cover type 300/360
Surcharge for WIHA CLOUD CONTROL
(not possible together with option "adjustable light colour")

Art.-No.
33266
3815
8179
33577

Sliding door lockable
Wing door DT lockable
Option soft-close (soft-closing sliding doors)

Art.-No.
10147
30005
4711

Suitable price label rails see page 136.

Description

Climate display case with circulating air for cooling chocolates and other chocolate products. On the customer side with rounded, angular or slanted glass construction made of safety glass. The glass shelves are height adjustable and can be set at an angle, which means better presentation. Merchandise temperatures: approx. 16°C to 18°C at 25°C/60% relative humidity. Humidity: approx. 60% to 65%. Commercial product for the installation in stationary food and service counter.

Design

Construction, merchandise display and interior pan are made entirely of stainless steel material 1.4301. Pan interior is finished with 1 1/4" flush threaded drain fitting and hygienic corners that are easy to clean. Pressure-injected expanded polyurethane insulation. The exterior is made of galvanised sheet steel. Inside the pan is a circulating air evaporator specially designed for low air humidity with a circulating air heating and quiet low-voltage ventilators (12 V DC) for air circulation. Located above the circulating air evaporator is a merchandise display made of ground stainless steel material 1.4301. To clean the pan bottom, the merchandise display with circulating air evaporator and ventilators can be folded upwards and locked in the top position via gas pressure springs. The evaporator can be folded down and away from the merchandise display for easy cleaning (MOVE-DOWN FUNCTION). To clean the area behind the pan or to carry out servicing, the merchandise display can be moved forwards (MOVE-AWAY FUNCTION). The front glass pane is made of safety glass and can be swung outwards for easy cleaning. The side glass panes and the height adjustable shelves are also made of safety glass. For good illumination,

a protected LED light (standard colour: white) is mounted above each shelf. The shelves are suitable for Gastro-Norm dimensions. The mounting lip makes installation easy. A digital defrosting and temperature controller is mounted beneath the cooling pan. The flat control panel (installation depth: approx. 20 mm) can be removed for mounting in the counter front (cable length: approx. 1 m).

With WIHA-LONG-LIFE for a longer operating life of the cooling unit.

Version DT:
The operator side has wing doors made of insulating glass.

Otherwise:
The operator side has sliding doors made of insulating glass, easily removable for cleaning (without bottom rail).

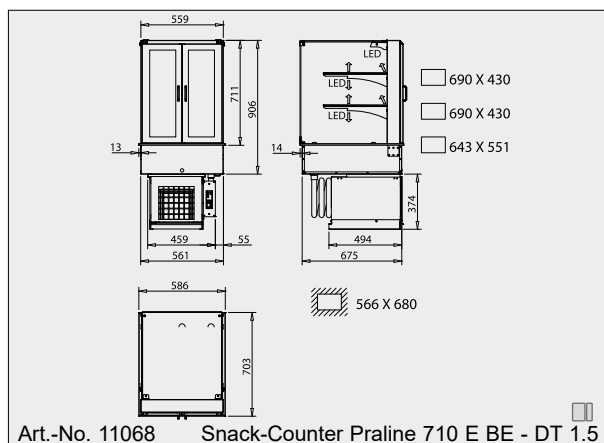
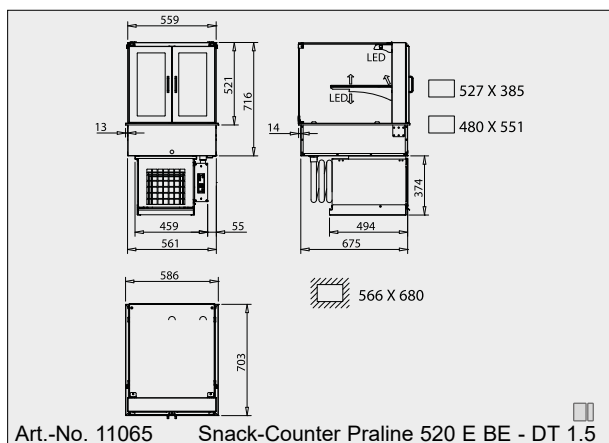
For external cooling unit

Delivery includes:
- Expansion valve for R134a/R513A
- Defrost and temperature controller TMP 551 PR

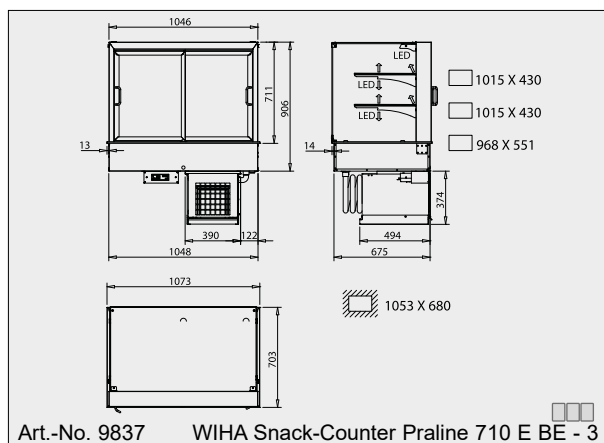
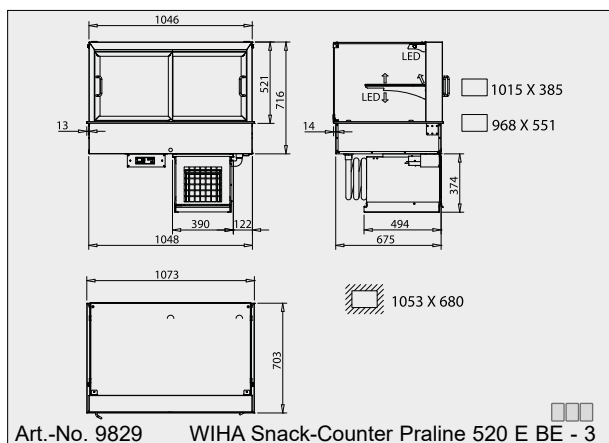
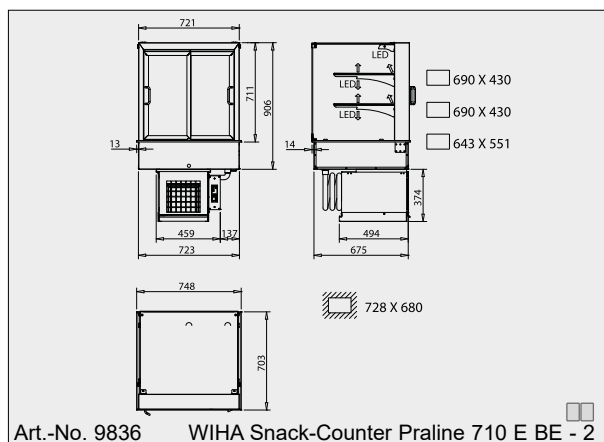
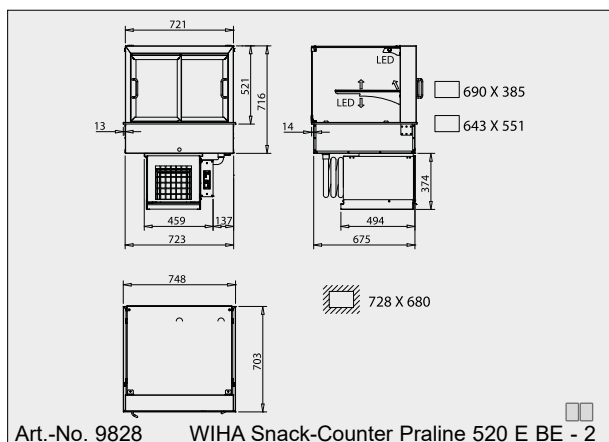
Cooling Unit Model

The cooling unit is encased in a stainless steel housing and is located beneath the cooling pan. It is easy to remove for servicing. A condensate pan is available as accessory.

5. Display Cases – refrigerated for serve-over



5
Serve-Over
Display Cases



The drawings are shown with special accessory that is not included; more drawings are available on www.wiha-web.com under "Info Centre / Customer Area".



Example of use Snack-Counter 710 S Praline



Example of use Snack-Counter 710 E Praline