

XT SERIES Exit & Emergency Lighting

XT-CLWP-RG-EM
Wet Location Combo Exit & Emergency

WESTGATE
THE FUTURE IS HERE...AND IT'S QUITE BRIGHT!



Selection:



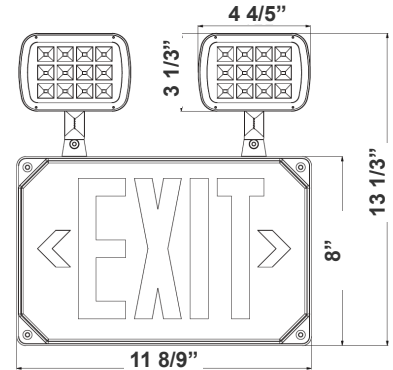
Exit signs shall be provided at every exit door, at the intersection of corridors, at exit stairways or ramps and such other locations and intervals as are necessary to provide the occupants with knowledge of the various means of egress available

Customer Name: _____

Project Name: _____

Note: _____

Type: _____



11 8/9" (W) x 13 1/3" (H)

Features

- 3-Year Warranty
- Maximum 24 hours for Full Recharge Time
- Injection-molded thermoplastic ABS housing and polycarbonate cover, UL 94V-0 flame rating

Technical Specifications

Electrical:

- 120V/277V AC Dual voltage operation
- Light Head Wattage: 2.4W Per head
- Sign Wattage: 3.46W
- Input Power: 2.90-3.79W
- AC charging current: 32mA
- Fully Automatic Solid-State, Two Rate Charger Initiates Battery Charging to Recharge a Discharged Battery in 24 hours
- Built-in 3.6V1200mAh Ni-Mh battery for minimum 90 minutes emergency operation

Mechanical:

- Injection-molded thermoplastic ABS housing and polycarbonate cover, UL 94V-0 flame rating
- Single or double face (Universal)
- Letters 6" height with 3/4" stroke
- Operating Temperature: -4°F to 122°F
- Maximum 24 hours for full recharge time
- Universal J-box mounting pattern
- Injection-molded thermoplastic ABS housing and polycarbonate cover, UL 94V-0 flame rating
- Innovative, Easy Installation in Minutes
- IP65, Suitable for Wet location

Lighting:

- Color Temperature: 6132K
- Total Lumens: 8 (AC)/ 272 (DC)
- Ultra Bright Red LEDs
- Internal Solid-State Transfer Switch Automatically Connects the Internal Battery to LED Board for Minimum 90-minute Emergency Illumination
- Charge Rate/Power "ON" LED Indicator Light and Push-to-Test Switch for mandated Code Compliance Testing

Applications:

- Ideal for every exit door, at the intersection of corridors, at exit stairways or ramps and such other locations

Other Models:

- 2.4W | 6708LM | XT-CLWP-GG-EM

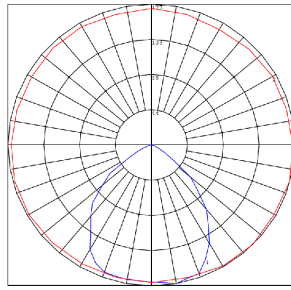
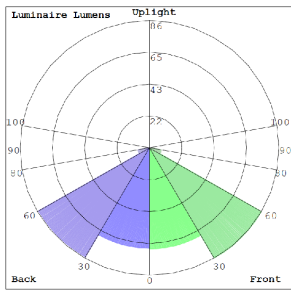


Phone: (877) 805-2252 | Fax: (877) 805-2252
www.westgatemfg.com |

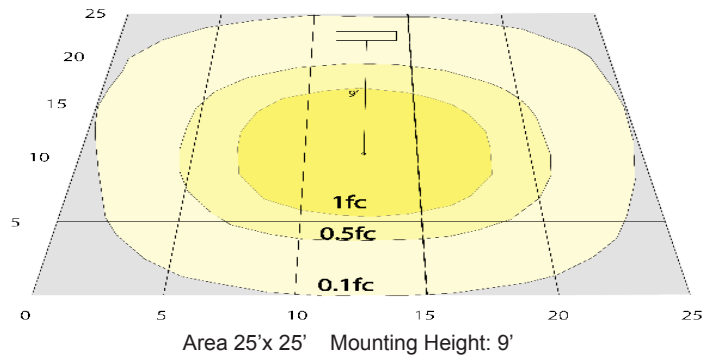


WG-Z6-2D-2Z

Photometrics: XT-CLWP-RG-EM



BUG Rating: B0-U1-G0



Other Views:



Side View



Front View



Back View

Performance Table: XT-CLWP-RG-EM

MODEL NO.	Wattage	Voltage	Lumens	Color Temp.	BUG Rating	LPW
XT-CLWP-RG-EM	2.4 Per Head	120~277V	8 (AC) 272 (DC)	6132K	B0-U1-G0	3 (AC) 113 (DC)

Sample Ordering

Model	Style	Color	Emergency
XT	CLWP	RG	EM

Other Models:



XT-WP-GG-EM



XT-WP-RG-EM



XT-CLWP-GG-EM

