

WSX SERIES Outdoor Lighting

WSX-20-40W-MCTP-SRK-224
POWER & CCT- ADJUSTABLE X-GEN SEASIDE LIGHT

MCTP Multi Color Temperature & Multi Power/Wattage (Selectable)



LED Seaside Outdoor Wall Lantern with aluminum housing & powder-coated finish, acrylic diffuser. Ideal for general site lighting, residential buildings, doorway, pathway and parking areas.

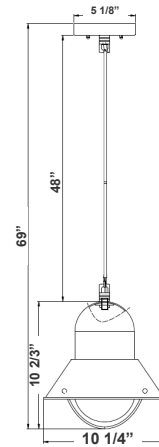
WESTGATE
THE FUTURE IS HERE...AND IT'S QUITE BRIGHT!

Customer Name: _____

Project Name: _____

Note: _____

Type: _____



5 1/8" (W) x 69" (H) x 10 1/4" (D)
Canopy Diameter: 5 1/8" x 1"

Features

- Aluminum Housing And Steel Back Plate
- White Glass Lens
- Black Finish
- 7-Year Warranty
- Multi CCT Power Switch Is Inside Fixture

Technical Specifications

Electrical:

- Voltage: 120-277V AC 60Hz
- Wattage: 20W/30W/40W
- Power Factor: >0.90
- Efficacy: 100 LPW

Mechanical:

- Aluminum Housing And Steel Back Plate
- White Glass Lens
- Black Finish
- Universal Swivel W/ Rod Kit, 24 Or 48 Inches, 5-Wire, Black OR White
- 45" Suspended Chain/Cord & Canopy
- Operating Temperature: -4°F to 104°F
- Wet Location
- 7-Year Warranty
- IP42, Suitable for Outdoor Use

Lighting:

- Dimming: Dimming: (Dual Function) Triac Dimmable at 120V & 0-10V Dimming at 120-277V
- Total Lumens: 4000LM Max.
- Color Temperatures: 3000K/4000K/5000K
- Color Rendering Index: CRI ≥ 80
- Beam Angle: 90° x 110°
- Rated life: 70,000 Hrs

Applications:

- LED Seaside Outdoor Wall Lantern With Aluminum housing & Powder-Coated Finish, Acrylic Diffuser. Ideal For General Site Lighting, Residential Buildings, Doorway, Pathway And Parking Areas.

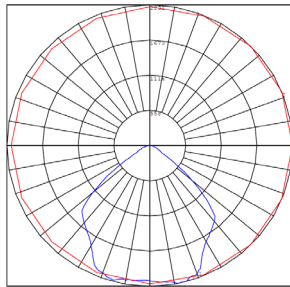
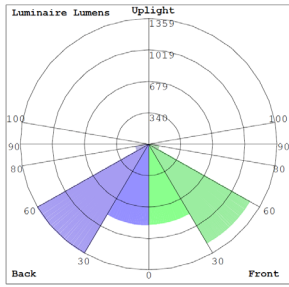


Phone: (877) 805-2252 | Fax: (877) 805-2252
www.westgatemfg.com

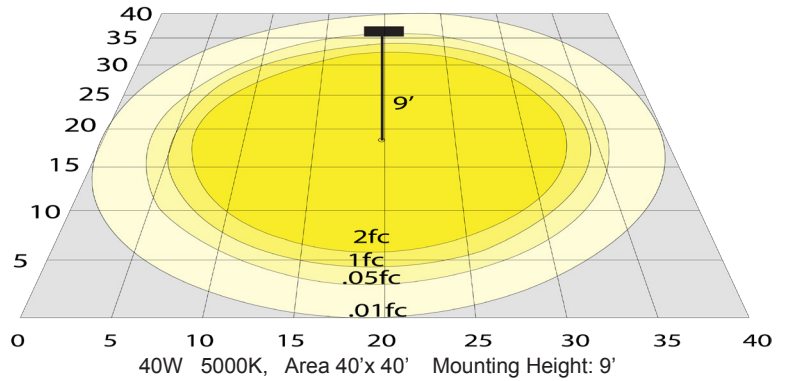


WG-07/21/2022

Photometrics: WSX-20-40W-MCTP-SRK-224



BUD Rating: B2-U1-G1



Other Views:



Side View



Lens View



Canopy View

Performance Table: WSX-20-40W-MCTP-SRK-224

MODEL NO.	Wattage	Voltage	Lumens	Color Temp.	BUG Ratin	LPW
WSX-20-40W-MCTP-SRK-224	20W 30W 40W	120-277V	2000LM 3000LM 4000LM	3000K 4000K 5000K	B2-U1-G1	100

Sample Ordering

Model	Min. Watt	Max. Watt	Color Temp.	Housing	Size
WSX	20	40W	MCTP	SRK	224

Accessories:

- Blank = No Option For Accessories
- WSX-RL-WH = WSX Original White Lens Replacement (Default Lens)
- WSX-RL-FR = WSX Optional Frosted Lens
- WSX-RL-AB = WSX Optional Alabaster Lens

Factory-Installed Options:

- Blank = No Option For Accessories
- OPT-WSX-WG = Factory-Installed Wire Guard
- OPT-PC-BUM = Button Photocell
- OPT-EM-WSX = Factory-Installed EM with Back Box
- OPT-SEN-WSX = Factory-Installed BI-Level Motion Sensor Installed with Back Box

ACCESSORIES:



FACTORY-INSTALLED OPTIONS:



Back Box Dimensions: 7" x 1.6"

