

WPX SERIES Outdoor Lighting

WPX-80W-MCTP
LED CUT-OFF WALL PACK

Customer Name: _____

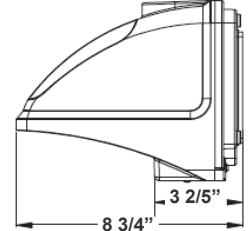
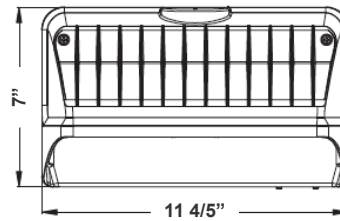
Project Name: _____

Note: _____

Type: _____



Selection:



11 4/5" (W) x 7" (H) x 8 3/4" (D)

LED Wall Pack Light series can be widely used as Exterior or Interior LED lighting for Hotels, Garages, Commercial Buildings, Public areas, Schools and Hospitals, etc.

Features

- High Light Transmittance, Anti-UV and Fire Resistant PC Lens
- 7-Year Warranty
- Die-Cast Aluminum With Powder Coat Finish (Dark Bronze)
- Multi CCT and Power (Switches are inside fixture)

Technical Specifications

Electrical:

- Voltage: 120-277V AC 60Hz
- Wattage: 20W/ 40W/ 60W/80W
- Power Factor: >0.95
- Efficacy: 135 LPW

Mechanical:

- Die-Cast Aluminum With Powder Coat Finish (Dark Bronze)
- High Light Transmittance, Anti-UV and Fire Resistant Shatterproof PC Lens
- Operating Temperature: -4°F to 104°F
- IP 65
- Wet Location
- 7-Year Warranty
- Full Cutoff, Dark sky Compliant

Lighting:

- Dimming: 0~10V Dimmable
- Multi CCT and Power (Switches are inside fixture)
- The Type III Distribution Is Used for Wide WalkWays, on Ramps and Entrance Roadways, As Well As Other Long, Narrow Lighting
- Total Lumens: 5670LM Max.
- Color Temperatures: 3000K/ 4000K/ 5000K
- Color Rendering Index: CRI ≥ 80
- Rated life: 70,000 Hrs

Applications:

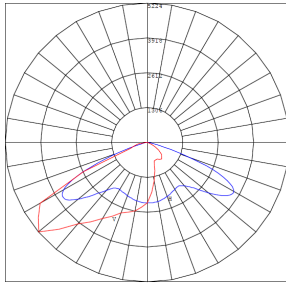
- LED Wall Pack Light series can be widely used as Exterior or Interior LED lighting for Hotels, Garages, Commercial Buildings, Public areas, Schools and Hospitals, etc.

Other Models:

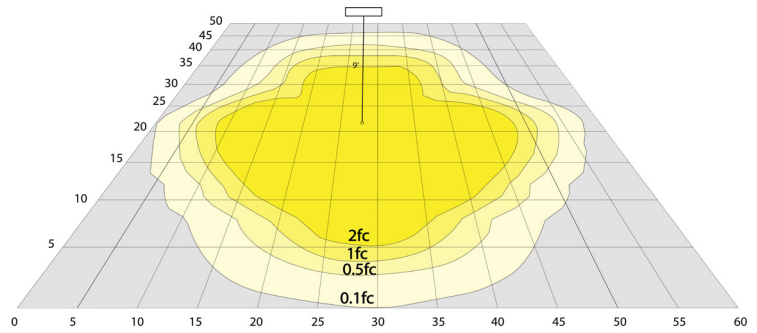
- 42W | 5670LM | WPX-42W-MCTP



Photometrics: WPX-80W-MCTP



BUD Rating: B0-U0-G1



Area 45'x 50' Mounting Height: 9'

Other Views:



Side View



Front View



Back View

Performance Table: WPX-80W-MCTP

MODEL NO.	Wattage	Voltage	Lumens	Color Temp.	BUG Rating	LPW
WPX-80W-MCTP	20W	120~277V	2700LM	3000K 4000K 5000K	B0-U0-G1	135
	40W		5400LM			
	60W		8100LM			
	80W		10800LM			

Sample Ordering

Model Wattage. Color Temp.

WPX - 80W - MCTP

Factory-Installed Options:

Blank = No Option For Accessories
 OPT-EM-WPX-80 = INTERNAL EMERGENCY BACKUP BATTERY
 OPT-3PDR-52 = PROGRAMMABLE MICROWAVE BI-LEVEL
 OPT-CLR-85 = COLOR PAINT
 OPT-TRS-T20 = TAMPER RESISTANT SCREW
 OPT-PC-B = PHOTOCELL 120-277V
 WEC-8RC = OPTIONAL REMOTE

FACTORY-INSTALLED OPTIONS:



OPT-EM-WPX-80



OPT-3PDR-52



WEC-8RC



OPT-PC-B



COLOR CHART: * Choose from one of our Premium Colors with no set-up fee.

Gloss:



SILVER METALLIC
70 GLOSS
T357-GR105



SILVER METALLIC
30 GLOSS
T353-GR06



DARK RED 90
GLOSS
P009-RD02



INTERNATIONAL
ORANGE 90
GLOSS
T009-OG26




SAFETY ORANGE
90 GLOSS
T009-OG01




YELLOW 90
GLOSS
T009-YL14



YELLOW 90
GLOSS
T009-YL01



TRAFFIC GREEN
70 GLOSS
T007-GN16



GREEN 70 GLOSS
T007-GN13



GREEN 60 GLOSS
C006-GN03



BLUE 90 GLOSS
T009-BL01



DARK BLUE 80
GLOSS
T008-BL20



RAL 8028 TERRA
BROWN 90 GLOSS
C209-BR358

Hammer:




WHITE HAMMER
T013-WH09



BEIGE HAMMER
T013-BG38



GREY HAMMER
C013-GR08



SILVER
HAMMERTONE
T064-GR05




BLACK HAMMER
T013-BK62



RED HAMMER
T013-RD15



GREEN HAMMER
T013-GN220



BLUE HAMMER
T013-BL468



BRONZE HAMMER
T012-BR161

Texture:



WHITE TEXTURE
C031-WH120



FLINT GRAY
TEXTURE
T243-GR522



BLACK TEXTURE
C241-BK109



RED TEXTURE
T241-RD129



BLUE TEXTURE
C241-BL544




OIL RUBBED
BRONZE TEXTURE
T291-BR251


Vein:



BLACK/WHITE
VEIN
T075-WH34



SILVER VEIN
T375-BK26



COPPER VEIN
EXTERIOR
T075-BK211



GOLD VEIN
T375-BK10



COPPER VEIN
T375-BK07

