

# WMXPRO SERIES LED OUTDOOR LIGHTING

**WESTGATE**  
THE FUTURE IS HERE...AND IT'S QUITE BRIGHT!

WMXPRO-MD-20-80W-MCTP

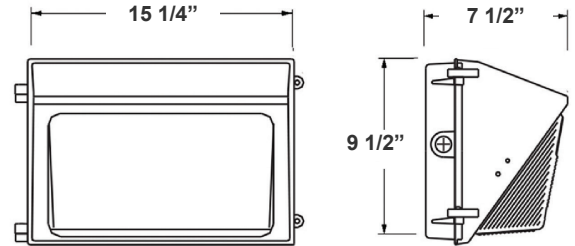
**MCTP** Multi Color Temperature & Multi Power/Wattage (Selectable)

Customer Name: \_\_\_\_\_

Project Name: \_\_\_\_\_

Note: \_\_\_\_\_

Type: \_\_\_\_\_



15 1/4"(W) x 9 1/2"(H) x 7 1/2"(D)

Ideal for general site lighting, alleys, loading docks, doorway, pathway, and parking areas.

## Features

- ADC12 Aluminum Heat Sink, Outdoor Powder Coating
- Connect One End or Both Ends (Dual Function)
- Multi Power & CCT (Switches are inside fixture)
- 7-year warranty
- Prismatic Borosilicate Glass Lens

## Technical Specification

### Electrical:

- Input Wattage: 20/40/60/80W
- Input Voltage: 120-277V AC 50/60Hz
- Input current: 1.0 A
- Power factor: >0.9
- Efficacy: 130 LP

### Mechanical:

- ADC12 Aluminum Heat Sink, Outdoor Powder Coating
- Lens: Prismatic Borosilicate Glass Lens
- Same Footprint as Traditional HID Wall Packs
- Four 1/2" Hubs: 1 top, 1 on Each Side, 1 Rear
- Mounting: Wall Mounting
- Operating Temperature: -40°F ~ 104°F
- Lifespan: 70000 Hrs.
- IP rating: IP65, Wet Locations

### Lighting:

- Dimming: 0-10V Dimming
- Chip: Philips Lumileds LEDs
- Multi Power & CCT (Switches are inside fixture)
- Total Lumens: 11200LM Max.
- Color Temperature: 3000K/4000K/5000K/5700K
- CRI: >70

### Applications:

- Ideal for general site lighting, alleys, loading docks, doorway, pathway and parking areas.
- Replace existing HID wall packs
- Great for use with photocell

### Other Models:

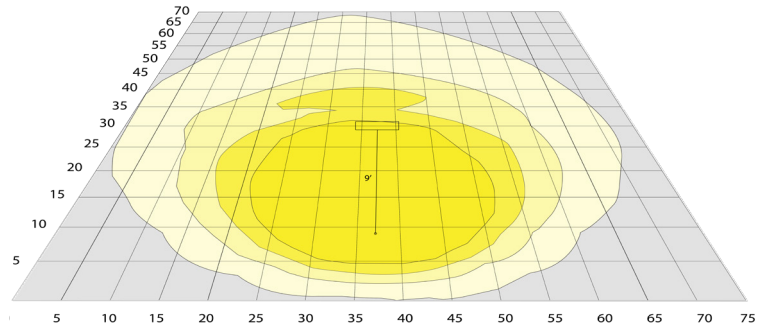
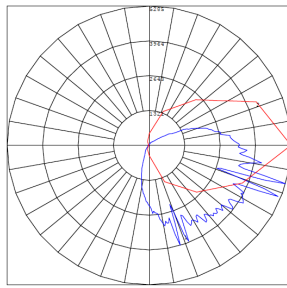
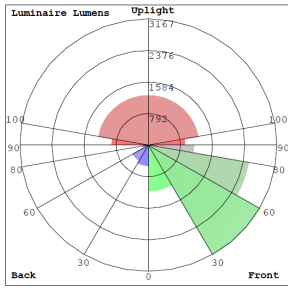
• 30W | 4200LM | WMXPRO-SM-15-30W-MCTP • 60W | 8100LM | WMXPRO-MD-20-60W-MCTP • 120W | 16500LM | WMXPRO-LG-50-120W-MCTP



Phone: (877) 805-2252 | Fax: (877) 805-2252  
www.westgatemfg.com |



# Photometrics: WMXPRO-MD-20-80W-MCTP



BUG Rating: B3-U4-G4

Area 70'x 75' Mounting Height: 9'


## Other Views:



Side View



Front View



Back View

## Performance Table: WMXPRO-MD-20-80W-MCTP

MODEL NO.	Wattage	Voltage	Lumens	Color Temp.	BUG Rating	LPW
WMXPRO-MD-20-80W-MCTP	20W	120-277V	2600LM	3000K	B3-U4-G4	130
	40W		5200LM	4000K		
	60W		7800LM	5000K		
	80W		10400LM	5700K		

## Sample Ordering

Model	Size	Min. Watt	Max. Watt	Watt/Color Temp.
WMXPRO	MD	20	80W	MCTP

### Accessorie:

Blank = No Option For Accessories  
WML-SH2= SHIELD FOR WMXPRO-MD

### Factory-Installed Options:

Blank = No Option For Accessories  
OPT-EM-OD3INT= INTERNAL EMERGENCY BACKUP BATTERY  
OPT-SEN-3MRLV-5= PROGRAMMABLE MICROWAVE (BI-LEVEL FOR 80W & UP)  
OPT-PC-B= BUTTON  
OPT-TRS-T20= TAMPER RESISTANT SCREW  
OPT-CLR-95= COLOR PAINT  
WEC-8RC= REMOTE CONTROL

### ACCESSORY:



WML-SH2


### FACTORY-INSTALLED OPTIONS:



OPT-EM-OD3INT



OPT-PC-B



WEC-8RC



OPT-SEN-3MRLV-5

## Dimensions:



WML-SH2  
SHIELD FOR WMXPRO MD

