

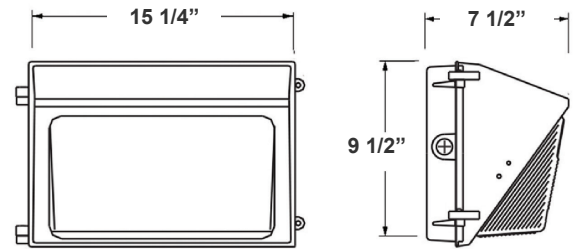
WMX SERIES Outdoor Lighting

WMX-MCTP-D-WH

WESTGATE
THE FUTURE IS HERE...AND IT'S QUITE BRIGHT!



Customer Name: _____
Project Name: _____
Note: _____ | Type: _____



15 1/4"(W) x 9 1/2"(H) x 7 1/2"(D)

LED Tuneable Non-Cutoff wall pack is ideal for general site lighting, alleys, loading docks, doorway, pathway and parking areas, residential areas, balcony, terrace, small shops.

Features

- High Transparent Tempered Glass
- Die-Cast Aluminum With Powder Coat Finish, Optimized for LED
- Output Power & CCT are tuneable (Remote Control needed)
- 7-Year Warranty

Technical Specifications

Electrical:

- Voltage: 120-277V AC 60Hz
- Wattage: 80W
- Power Factor: >0.95
- Efficacy: 110 LPW

Mechanical:

- Die-cast aluminum with powder coat finish
- Same Footprint as Traditional HID Wall Packs
- Four 1/2" Hubs: 1 top, 1 on Each Side, 1 Rear
- Mounting: Wall Mounting
- Operating Temperature: -40°F ~ 104°F
- Lifespan: 70000 Hours
- 7-year Warranty
- IP rating: IP54, Wet Locations

Lighting:

- Dimming: 0-10V Dimming
- Prismatic Borosilicate Glass Lens
- Chip: Philips Lumileds Lexeon 3030 High Flux LED
- Power Range: 0-80W (Adjustable With Remote Control)
- Lumens Range: 0-9000LM (Adjustable With Remote Control)
- Color Temperatures: 3000K - 5700K
- Color Rendering Index: CRI ≥ 80

Applications:

- Ideal for general site lighting, alleys, loading docks, doorway, pathway and parking areas.
- Replace existing HID wall packs
- Great for use with photocell

Other Models:

- 80W | 9000LM | WMX-MCTP-D

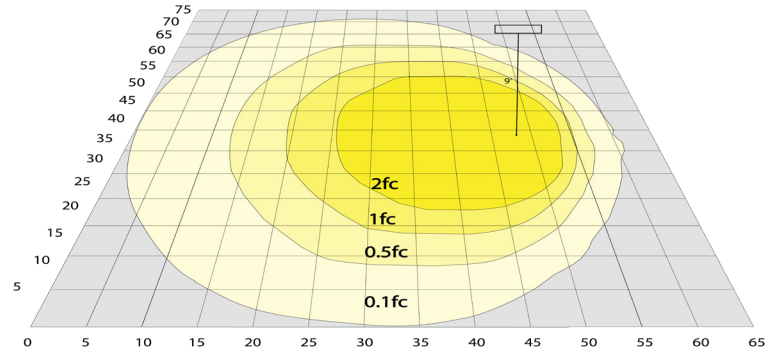
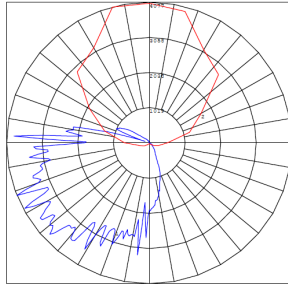
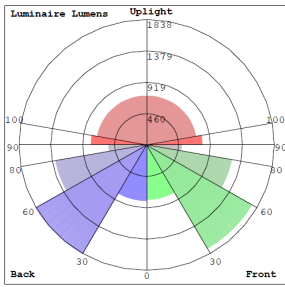


Phone: (877) 805-2252 | Fax: (877) 805-2252
www.westgatemfg.com |



WG-Z9-Z9-Z2Z

Photometrics: WMX-MCTP-D



BUD Rating: B3-U4-G4

Area 75'x 65' Mounting Height: 9'

Other Views:



Side View



Front View



Back View

Performance Table: WMX-MCTP-D

MODEL NO.	Wattage	Voltage	Lumens	Color Temp.	BUG Rating	LPW
WMX-MCTP-D-WH	80W	120~277V	9000LM	3000K 4000K 5000K 5700K	B3-U4-G4	110

Sample Ordering

Model Wattage Watt/Color Temp. Dimming Housing

WMX - 80W - MCTP - D - WH

Accessories:

Blank = No Option For Accessories

MCTP-RC1 = REMOTE CONTROL FOR MULTI-COLOR TEMP. & POWER OUTDOOR FIXTURE (REQUIRED/ ONE PER PROJECT)

WML-SH2= SHIELD FOR WMX

Factory-Installed Options:

Blank = No Option For Accessories

OPT-EM-OD3INT= EMERGENCY BACKUP INTERNAL BATTERY, BACK BOX

OPT-SEN-3MRLV-5= PROGRAMMABLE MICROWAVE BI-LEVEL SENSOR

OPT-PC-B1 = PHOTOCELL 120-277V

OPT-CLR-85 = COLOR PAINT

WEC-8RC = REMOTE CONTROL FOR MOTION SENSOR

MCTP-RC1 = REMOTE CONTROL FOR MULTI-COLOR TEMP. & POWER OUTDOOR FIXTURE (REQUIRED/ ONE PER PROJECT), 50FT RANGE

OPT-TRS-T20= TAMPER RESISTANT SCREW

ACCESSORIES:



WML-SH2
(CAN BE PAINTED)



MCTP-RC1

FACTORY-INSTALLED OPTIONS:



OPT-EM-OD3INT



OPT-PC-B



OPT-SEN-3MRLV-5



WEC-8RC

Dimensions:



WML-SH2
SHIELD FOR WMX MD

