

# WMS SERIES Outdoor Lighting

WMS-S-30K-BR  
WMS-S-50K-BR

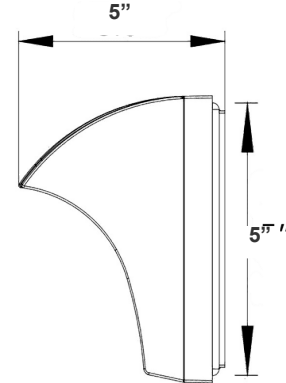
Customer Name: \_\_\_\_\_

Project Name: \_\_\_\_\_

Note: \_\_\_\_\_ Type: \_\_\_\_\_



Selection:



5"(H) x 3 3/5"(W)

Ideal for general site lighting, alleys, loading docks, doorway, path-way, and parking areas.

## Features

- Die-Cast Aluminum With Powder Coat Finish (Dark Bronze or White)
- Lens: Prismatic Lens
- 7-Year Warranty

## Technical Specifications

### Electrical:

- Voltage: 120~277 VAC, 50/60 Hz
- Wattage: 6W
- Power Factor: >0.95
- Efficacy: 80 LM/W

### Mechanical:

- Die-Cast Aluminum With Powder Coat Finish (Dark Bronze or White)
- Operating Temperature: -40°F to +104°F
- 7-Year Warranty
- IP 54, Suitable for Wet Locations

### Lighting:

- Lens: Prismatic Lens
- LED Chip: Philips Lumileds LEDs
- Total Lumens: 630LM/ 660LM
- Color Temperatures: 3000K/ 5000K
- Color Rendering Index: CRI ≥ 80
- Beam Angle: 110° X 65°
- Rated life: 70,000 Hrs

### Applications:

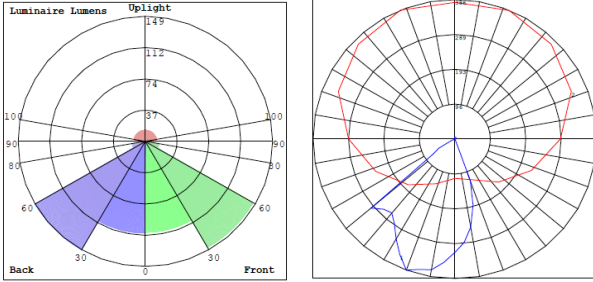
- Alleys
- Loading Docks
- Doorways
- Pathways
- Parking areas
- Residential area

### Other Models:

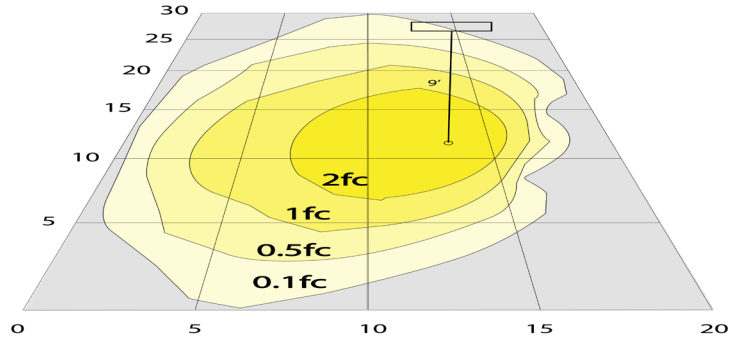
- 6W | 630LM | WMS-S-30K-WH
- 6W | 660LM | WMS-S-50K-WH



## Photometrics: WMS-S-BR



BUG Rating: B0-U2-G0



6W 3000K, Area 35'x 20' Mounting Height: 9'

## Other Views:



Bottom View



Night View



Back View

## Performance Table: WMS-S-BR

MODEL NO.	Wattage	Voltage	Lumens	Color Temp.	BUG Rating	LPW
WMS-S-30K-BR	6W	120~277V	630LM	3000K	B1-U2-G0	105
WMS-S-50K-BR	6W	120~277V	660LM	5000K	B1-U2-G0	110

## Sample Ordering

Model Shape Color Temp. Housing

WMS - S -  - BR  
 3000K  
 5000K

## Accessories:

Blank = No Option For Accessories

WMS-POST1-18 = 18" ONE SIDE OPTIONAL POST, BRONZE FINISH

WMS-POST2-18 = 18" TWO SIDE OPTIONAL POST, BRONZE FINISH

WMS-POST1-36 = 36" ONE SIDE OPTIONAL POST, BRONZE FINISH

WMS-POST2-36 = 36" TWO SIDE OPTIONAL POST, BRONZE FINISH

## Factory-Installed Options:

Blank = No Option For Accessories

OPT-EM-FM10D= EMERGENCY BACKUP EXTERNAL BATTERY, BACK BOX

OPT-EM-OD1INT= POST MOUNT

OPT-SEN-LMW-3MRLV-5= PROGRAMMABLE MICROWAVE BI-LEVEL SENSOR


OPT-CLR-65 = PAINT (BK/GR/SR/WH)

## ACCESSORIES:



WMS-POST1-18

WMS-POST2-18



WMS-POST1-36

WMS-POST2-36

## FACTORY-INSTALLED OPTIONS:



OPT-EM-FM10D



OPT-SEN-LMW-3MRLV-5

## Example:

1. WMS-S-50K-BR

(FOR WMS 6W 5000K FIXTURE 120-277V)

2. WMS-S-50K-BR  
 WMS-POST1-18

(FOR WMS 6W 5000K FIXTURE 120-277V)  
 (18" ONE SIDE OPTIONAL POST, BRONZE FINISH)

