

WMS SERIES Outdoor Lighting

WMS-R-30K-WH
WMS-R-50K-WH

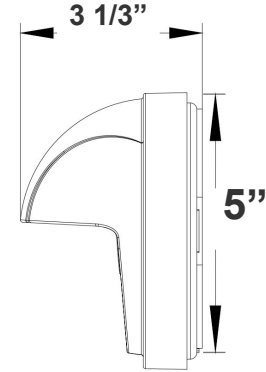
Customer Name: _____

Project Name: _____

Note: _____ Type: _____



Selection:



5"(H) x 3 3/5"(W)

Ideal for general site lighting, alleys, loading docks, doorway, path-way, and parking areas.

Features

- Die-Cast Aluminum With Powder Coat Finish (Dark Bronze or White)
- Lens: Prismatic Lens
- 7-Year Warranty

Technical Specifications

Electrical:

- Voltage: 120~277 VAC, 50/60 Hz
- Wattage: 6W
- Power Factor: >0.95
- Efficacy: 110 LM/W

Mechanical:

- Die-Cast Aluminum With Powder Coat Finish (Dark Bronze or White)
- Operating Temperature: -40°F to +104°F
- 7-Year Warranty
- IP 54, Suitable for Wet Locations

Lighting:

- Lens: Prismatic Lens
- LED Chip: Lumileds LEDs
- Total Lumens: 630LM/ 660LM
- Color Temperatures: 3000K/ 5000K
- Color Rendering Index: CRI ≥ 80
- Beam Angle: 110° X 65°
- Rated life: 70,000 Hrs

Applications:

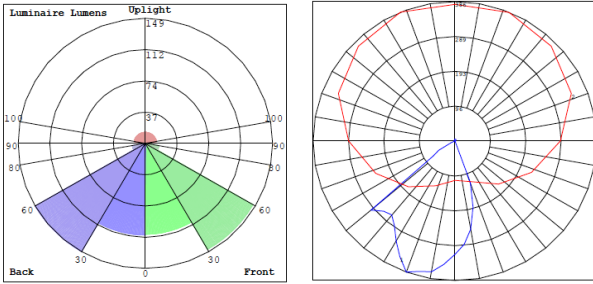
- Alleys
- Loading Docks
- Doorways
- Pathways
- Parking areas
- Residential area

Other Models:

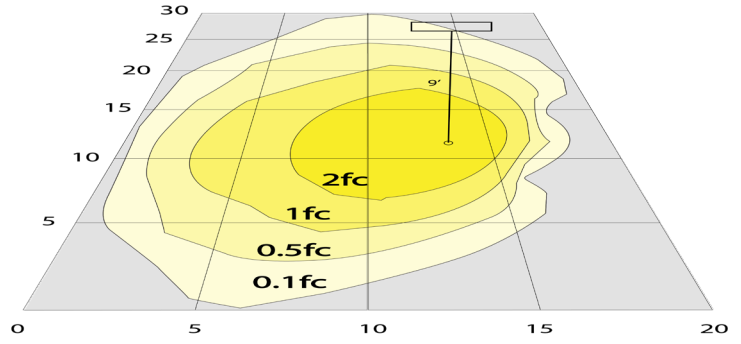
- 6W | 630LM | WMS-R-30K-BR
- 6W | 660LM | WMS-R-50K-BR



Photometrics: WMS-R-WH



BUG Rating: B0-U2-G0



6W 3000K, Area 35'x 20' Mounting Height: 9'

Other Views:



Bottom View



Night View



Back View

Performance Table: WMS-R-WH

MODEL NO.	Wattage	Voltage	Lumens	Color Temp.	BUG Rating	LPW
WMS-R-30K-WH	6W	120~277V	630LM	3000K	B1-U2-G0	105
WMS-R-50K-WH	6W	120~277V	660LM	5000K	B1-U2-G0	110

Sample Ordering

Model Shape Color Temp. Housing

WMS - R - - WH
 3000K
 5000K

Accessories:

Blank = No Option For Accessories
 WMS-POST1-18 = 18" ONE SIDE OPTIONAL POST, WHITE FINISH
 WMS-POST2-18 = 18" TWO SIDE OPTIONAL POST, WHITE FINISH
 WMS-POST1-36 = 36" ONE SIDE OPTIONAL POST, WHITE FINISH
 WMS-POST2-36 = 36" TWO SIDE OPTIONAL POST, WHITE FINISH

Factory-Installed Options:

Blank = No Option For Accessories
 OPT-EM-FM10D= EMERGENCY BACKUP EXTERNAL BATTERY, BACK BOX
 OPT-EM-OD1INT= POST MOUNT
 OPT-SEN-LMW-3MRLV-5= PROGRAMMABLE MICROWAVE BI-LEVEL SENSOR
 OPT-CLR-65 = PAINT (BK/GR/SR/WH)

ACCESSORIES:



WMS-POST1-18-WH



WMS-POST2-18-WH



WMS-POST1-36-WH



WMS-POST2-36-WH

FACTORY-INSTALLED OPTIONS:



OPT-EM-FM10D-WH



OPT-SEN-LMW-3MRLV-5-WH

Example:

1. WMS-R-50K-WH
2. WMS-R-50K-WH
WMS-POST1-18

(FOR WMS 6W 5000K FIXTURE 120-277V)

(FOR WMS 6W 5000K FIXTURE 120-277V)
 (18" ONE SIDE OPTIONAL POST, WHITE FINISH)

