
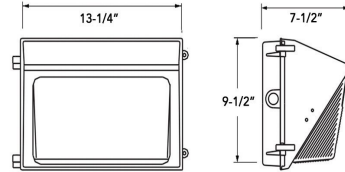


DIMENSIONS:

13.25"(W) x 9.5"(H) x 7.5"(D)



Non-cutoff optics with wide forward throw distribution is ideal for extended spacing to mounting height ratio



1/2" threaded hubs located on the back, rear, and side of housing for greater mounting versatility. Ideal for 1/2" photoelectric control mounting

WML-80CW WML-80NW WML-80WW

LED NON-CUTOFF WALL PACK

Ideal for general site lighting, alleys, loading docks, doorway, pathway and parking areas. Provides crisp, directional light.

MODEL	WATTS	VOLTAGE	LUMENS	COLOR TEMP
WML-80CW	80W	120~277V AC	9100 LM	5000K
WML-80NW	80W	120~277V AC	9000 LM	4000K
WML-80WW	80W	120~277V AC	8900 LM	3000K

ELECTRICAL SPECIFICATIONS:

- Input Wattage: 80W
- Input Voltage: 120-277VAC 50/60Hz
- Input Current: 0.88A Max
- Other wattages: 30W, 50W, 60W, 127W
- Power factor: >0.9
- Efficacy: 111 LM/W~114 LM/W

LIGHTING SPECIFICATIONS:

- LED type/brand: SMD 3030/ Philips Lumileds LEDs
- Total lumens: 8900 LM, 9000 LM and 9100 LM
- LED Quantity: 100 pieces
- Color temperature: 3000K, 4000K and 5000K
- Color rendering index: >80
- Beam angle: 90°

HOUSING SPECIFICATIONS:

- Die-cast aluminum with powder coat finish (Dark Bronze)
- Operating temperature: -4°F ~ 104°F
- Lifespan: 50000 Hrs.
- IP rating: IP65, Wet Locations
- Borosilicate glass lens will not yellow or fade

WARRANTY: 5 years

CERTIFICATIONS: UL, DLC



WML-80CW WML-80NW WML-80WW

LED NON-CUTOFF WALL PACK

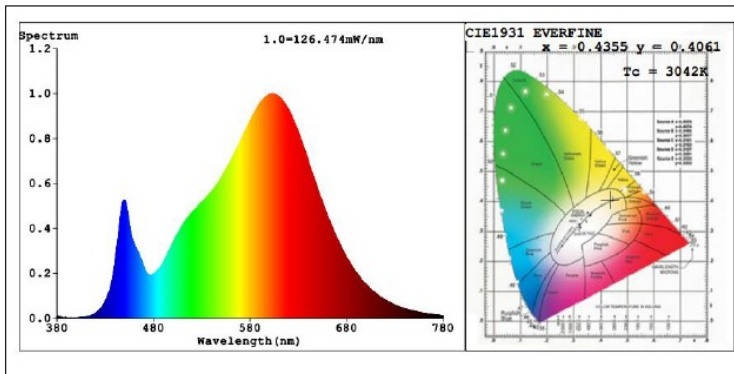
CERTIFICATIONS: UL, DLC



MODEL	WATTS	VOLTAGE	LUMENS	COLOR TEMP
WML-80CW	80W	120~277V AC	9100 LM	5000K
WML-80NW	80W	120~277V AC	9000 LM	4000K
WML-80WW	80W	120~277V AC	8900 LM	3000K

PHOTOMETRICS:

Spectral Power Distribution & Chromaticity Diagram

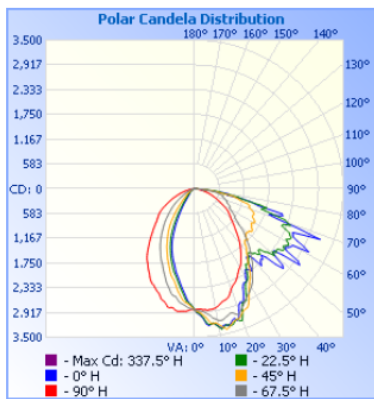


Illuminance Plots

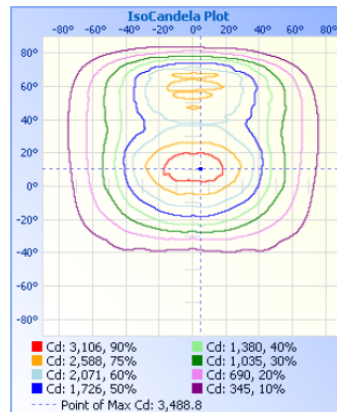
Height	Illuminance at a Distance		
	Center Beam fc	Beam Width	
17.0ft	9.87 fc	35.2 ft	29.9 ft
34.0ft	2.47 fc	70.4 ft	59.7 ft
51.0ft	1.10 fc	105.6 ft	89.6 ft
68.0ft	0.62 fc	140.8 ft	119.5 ft
85.0ft	0.39 fc	176.0 ft	149.3 ft
102.0ft	0.27 fc	211.1 ft	179.2 ft

■ Vert. Spread: 92.0°
■ Horiz. Spread: 82.6°

Photometric Data



ISOCANDELA DIAGRAM



ISOLUX DIAGRAM

