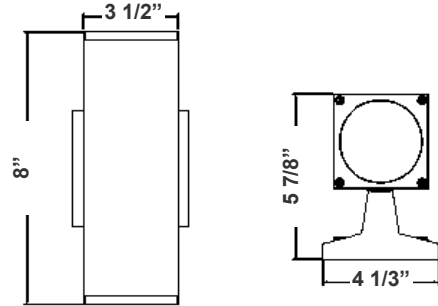


WMCS-DL-MCT-BK-DT
 WMCS-DL-MCT-BR-DT
 WMCS-DL-MCT-BN-DT
 WMCS-DL-MCT-WH-DT

Customer Name: _____
 Project Name: _____
 Note: _____ | Type: _____



Selection:



8"(H) x 3 1/2"(W) x 5 7/8"(D)

Ideal for general site lighting, walkways, and stairways, alleys, loading docks, doorway, pathway and parking areas

Features

- Finish: Black, Bronze, Brushed Nickel & White
- Multi CCT (Selectable Switch on the Bottom of the Arm, Protected by Silicon Cover to be Waterproof)
- 7-Year Warranty
- Outdoor Down Light

Technical Specifications

Electrical:

- Voltage: 120V AC
- Power Factor: >0.95
- Wattage: 12W
- Efficacy: 80 LPW
- THD: <20%

Mechanical:

- Housing: Die-cast Aluminum & Glass
- Finish: Black, Bronze, Brushed Nickel & White
- Maximum Ambient Temperature: -68°F to 104°F
- IP44, Suitable for Damp Locations
- 7-Year Warranty

Lighting:

- Dimming: TRIAC Dimming (Using Standard TRIAC LED Dimmers)
- Total Lumens: 960LM
- Color Temperatures: 3000K/4000K/5000K
- Multi CCT (Selectable Switch on the Bottom of the Arm, Protected by Silicon Cover to be Waterproof)
- Color Rendering Index: CRI ≥ 80
- Rated life: 70,000 hrs
- Beam angle: 45°

Applications:

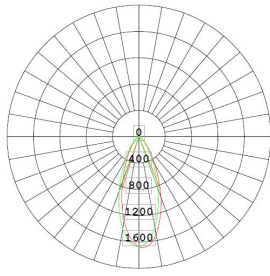
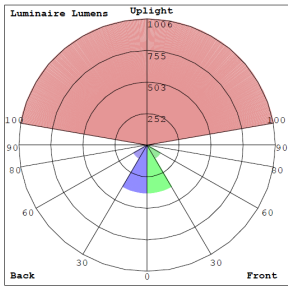
- Ideal for general site lighting, walkways, and stairways, alleys, loading docks, doorway, pathway and parking areas

Other Models:

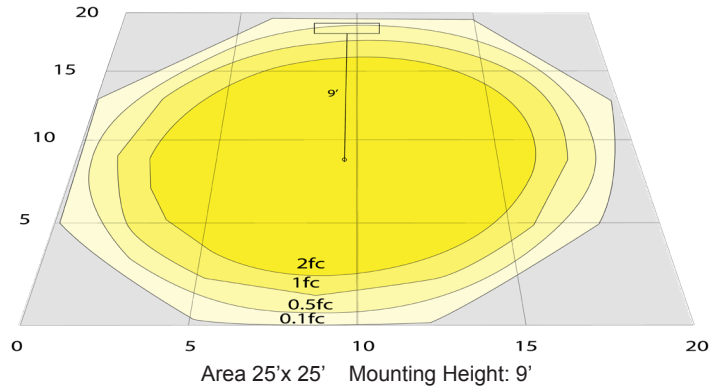
- 24W | 1920LM | WMCS-UDL-MCT-BK-DT
- 24W | 1920LM | WMCS-UDL-MCT-BR-DT
- 24W | 1920LM | WMCS-UDL-MCT-BN-DT
- 24W | 1920LM | WMCS-UDL-MCT-WH-DT



Photometrics: WMCS-DL-MCT-DT



BUG Rating: B1-U1-G0



Other Views:

Black Finish:



Side View



Front View



Back View



Lens View

Bronze Finish:




Side View



Front View



Back View



Lens View

Brushed Nickel Finish:



Side View



Front View



Back View




Lens View

White Finish:



Side View



Front View



Back View



Lens View



Performance Table: WMCS-DL-MCT-DT

MODEL NO.	Wattage	Voltage	Lumens	Color Temp.	BUG Rating	LPW
WMCS-DL-MCT-BK-DT	12W	120V	960LM	3000K/ 4000K/ 5000K	B1-U1-G0	80
WMCS-DL-MCT-BR-DT	12W	120V	960LM	3000K/ 4000K/ 5000K	B1-U1-G0	80
WMCS-DL-MCT-BN-DT	12W	120V	960LM	3000K/ 4000K/ 5000K	B1-U1-G0	80
WMCS-DL-MCT-WH-DT	12W	120V	960LM	3000K/ 4000K/ 5000K	B1-U1-G0	80

Sample Ordering

Model **Light Direction** **Color Temp.** **Finish** **Dimming**

WMCS - DL - MCT - - DT

BK = Black
 BR = Bronze
 BN = Brushed Nickel
 WH = White

Factory-Installed Option:

Blank = No Option For Accessories
 OPT-PC-B = FOR 120V-277V PHOTOCCELL
 OPT-EM-FM2INT = INTERNAL EMERGENCY BACK UP BATTERY

Example:

1. WMCS-DL-MCT-BR-DT (FOR WMCS 12W DOWN LIGHT MCT BRONZE FIXTURE 120V)
2. WMCS-DL-MCT-BR-DT (FOR WMCS 12W DOWN LIGHT MCT BRONZE FIXTURE 120V)
 OPT-PC-B (FOR 120V-277V PHOTOCCELL)

FACTORY-INSTALLED OPTION:



OPT-PC-B
 FOR 120V-277V PHOTOCCELL



OPT-EM-FM2INT
 INTERNAL EMERGENCY
 BACK UP BATTERY

