

# WMCL SERIES OUTDOOR LIGHTING

WMCL-UDL-MCT-BK  
WMCL-UDL-MCT-BR  
WMCL-UDL-MCT-BN  
WMCL-UDL-MCT-WH

**WESTGATE**  
THE FUTURE IS HERE...AND IT'S QUITE BRIGHT!

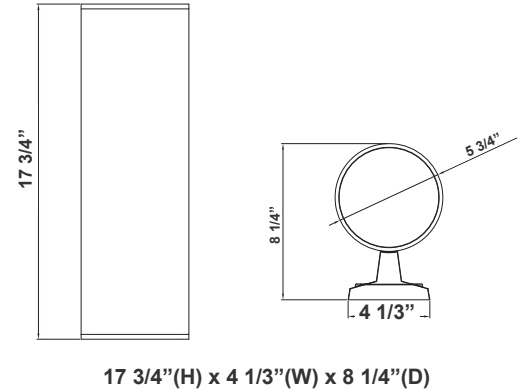


Customer Name: \_\_\_\_\_

Project Name: \_\_\_\_\_

Note: \_\_\_\_\_

Type: \_\_\_\_\_



Ideal for general site lighting, walkways, and stairways, alleys, loading docks, doorway, pathway and parking areas

## Features

- Finish: Black, Bronze, Brushed Nickel & White
- Multi CCT (Selectable Switch on the Bottom of the Arm, Protected by Silicon Cover to be Waterproof)
- 7-Year Warranty
- Outdoor UP/Down Light

## Technical Specifications

### Electrical:

- Voltage: 120~277V AC
- Power Factor: >0.95
- Wattage: 40W
- Efficacy: 80 LPW
- THD: <20%

### Mechanical:

- Housing: Die-cast Aluminum & Glass
- Finish: Black, Bronze, Brushed Nickel & White
- Maximum Ambient Temperature: -68°F to 104°F
- Suitable for Wet Locations
- 7-Year Warranty

### Lighting:

- Total Lumens: 3200LM
- Color Temperatures: 3000K/ 4000K/ 5000K
- Multi CCT (Selectable Switch on the Bottom of the Arm, Protected by Silicon Cover to be Waterproof)
- Color Rendering Index: CRI ≥ 80
- Rated life: 70,000 hrs
- Beam angle: 45°

### Applications:

- Ideal for general site lighting, walkways, and stairways, alleys, loading docks, doorway, pathway and parking areas

### Other Models:

- 20W | 1600LM | WMCL-DL-MCT-BK
- 20W | 1600LM | WMCL-DL-MCT-BR
- 20W | 1600LM | WMCL-DL-MCT-BN
- 20W | 1600LM | WMCL-DL-MCT-WH

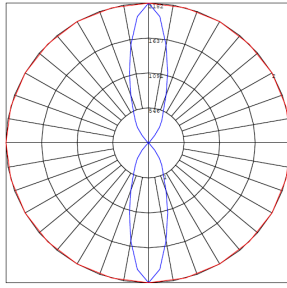
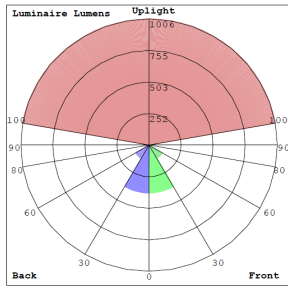


Phone: (877) 805-2252 | Fax: (877) 805-2252  
www.westgatemfg.com

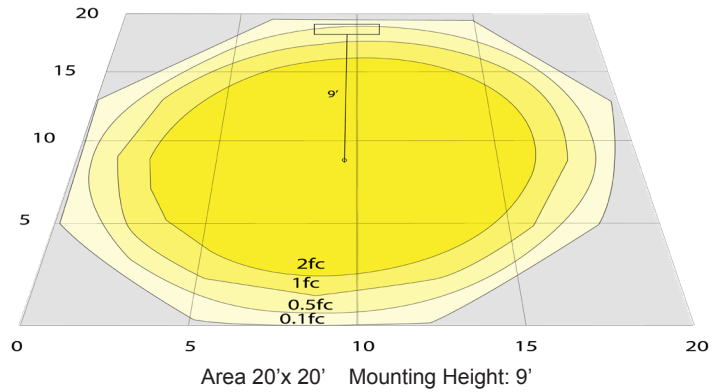


WG-Z7-26-2Z

## Photometrics: WMCL-UDL-MCT



BUG Rating: B1-U5-G0



## Other Views:

Black Finish:



Side View



Front View



Back View



Lens View

Bronze Finish:



Side View



Front View



Back View



Lens View

Brushed Nickel Finish:



Side View



Front View



Back View



Lens View

White Finish:



Side View



Front View



Back View



Lens View



## Performance Table: WMCL-DL-MCT

MODEL NO.	Wattage	Voltage	Lumens	Color Temp.	BUG Rating	LPW
WMCL-UDL-MCT-BK	40W	120~277V	3200LM	3000K/ 4000K/ 5000K	B1-U5-G0	80
WMCL-UDL-MCT-BR	40W	120~277V	3200LM	3000K/ 4000K/ 5000K	B1-U5-G0	80
WMCL-UDL-MCT-BN	40W	120~277V	3200LM	3000K/ 4000K/ 5000K	B1-U5-G0	80
WMCL-UDL-MCT-WH	40W	120~277V	3200LM	3000K/ 4000K/ 5000K	B1-U5-G0	80

## Sample Ordering

Model	Light Direction	Color Temp.	Finish
WMCL	-	UDL	-
		MCT	-

BK = Black  
 BR = Bronze  
 BN = Brushed Nickel  
 WH = White

### Factory-Installed Option:

Blank = No Option For Accessories

OPT-PC-B = FOR 120V-277V PHOTOCELL

OPT-EM-FM2INT = INTERNAL EMERGENCY BACK UP BATTERY

### Example:

1. WMCL-UDL-MCT-BR (FOR WMCL 20W DOWN LIGHT MCT BRONZE FIXTURE 120~277V)
2. WMCL-UDL-MCT-BR (FOR WMCL 20W DOWN LIGHT MCT BRONZE FIXTURE 120~277V)  
OPT-PC-B (FOR 120V-277V PHOTOCELL)

### FACTORY-INSTALLED OPTION:



**OPT-PC-B**  
FOR 120V-277V PHOTOCELL



**OPT-EM-FM2INT**  
INTERNAL EMERGENCY  
BACK UP BATTERY

