

# WMC8 SERIES

OUTDOOR LIGHTING

# WESTGATE

THE FUTURE IS HERE...AND IT'S QUITE BRIGHT!

WMC8-UDL-MCT-BR-D  
WMC8-UDL-MCT-BN-D  
WMC8-UDL-MCT-WH-D  
WMC8-UDL-MCT-BK-D

Customer Name: \_\_\_\_\_

Project Name: \_\_\_\_\_

Note: \_\_\_\_\_

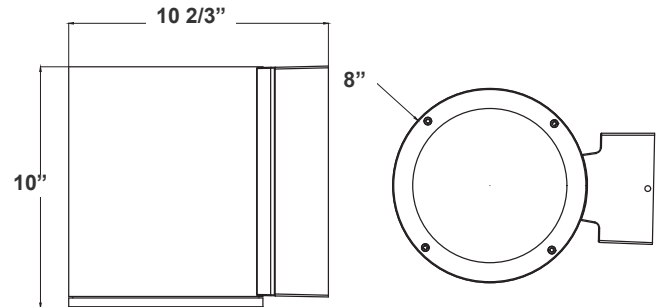
Type: \_\_\_\_\_



Selection:



Ideal for general site lighting, walkways, and stairways, alleys, loading docks, doorway, pathway and parking areas



10"(H) x 10 2/3"(W) x 8"(D)  
Back Box Dimensions: 9-1/2" x 4-1/2"

## Features

- Finish: Black, Bronze, Brushed Nickel & White
- Multi CCT (Selectable Switch on the Bottom of the Arm, Protected by Silicon Cover to be Waterproof)
- 7-Year Warranty
- Outdoor Down Light

## Technical Specifications

### Electrical:

- Voltage: 120-277V AC
- Power Factor: >0.95
- Wattage: 40W
- Efficacy: 80 LPW
- THD: <20%

### Mechanical:

- Housing: Die-cast Aluminum & Glass
- Finish: Black, Bronze, Brushed Nickel & White
- Maximum Ambient Temperature: -68°F to 104°F
- Suitable for Wet Location

### Lighting:

- Dimming: TRIAC Dimming (Using Standard TRIAC LED Dimmers)
- Total Lumens: 3200LM
- Color Temperatures: 3000K/4000K/5000K
- Multi CCT (Selectable Switch on the Bottom of the Arm, Protected by Silicon Cover to be Waterproof)
- Color Rendering Index: CRI ≥ 80
- Rated life: 70,000 hrs
- Beam angle: 45°

### Applications:

- Ideal for general site lighting, walkways, and stairways, alleys, loading docks, doorway, pathway and parking areas

### Other Models:

- 40W | 3200LM | WMC8-DL-MCT-BR-D
- 40W | 3200LM | WMC8-DL-MCT-BN-D
- 40W | 3200LM | WMC8-DL-MCT-BK-D
- 40W | 3200LM | WMC8-DL-MCT-WH-D

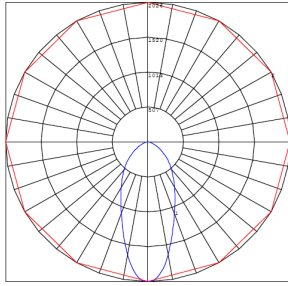
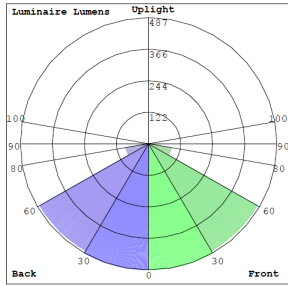


Phone: (877) 805-2252 | Fax: (877) 805-2252  
www.westgatemfg.com

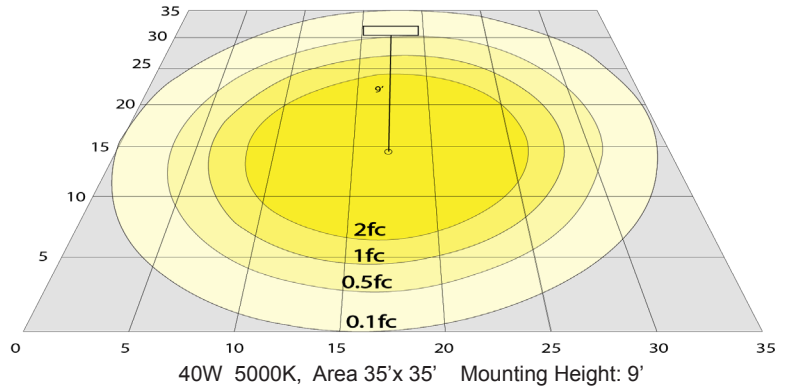


WG-Z7-26-2Z

## Photometrics: WMC8-UDL-MCT



BUG Rating: B1-U1-G0



## Other Views:

Bronze Finish:



Side View



Front View



Back View



Lens View

Brushed Nickel Finish:



Side View



Front View



Back View



Lens View

White Finish:



Side View



Front View



Back View



Lens View

Black Finish:



Side View



Front View



Back View



Lens View



## Performance Table: WMC8-UDL-MCT

MODEL NO.	Wattage	Voltage	Lumens	Color Temp.	BUG Rating	LPW
WMC8-UDL-MCT-BR-D WMC8-UDL-MCT-BN-D WMC8-UDL-MCT-WH-D WMC8-UDL-MCT-BK-D	40W	120-277V	3200LM	3000K/ 4000K/ 5000K	B1-U1-G0	80

## Sample Ordering

Model	Light Direction	Color Temp.	Finish	Dimming				
WMC8	-	UDL	-	MCT	-		-	DT

BR = Bronze  
 BN = Brushed Nickel  
 WH = White  
 BK = Black

### Factory-Installed Option:

Blank = No Option For Accessories  
 OPT-PC-B = FOR 120V-277V PHOTOCELL  
 OPT-EM-WMC = INTERNAL EMERGENCY BACK UP BATTERY

### FACTORY-INSTALLED OPTION:



**OPT-PC-B**  
 FOR 120V-277V PHOTOCELL



**OPT-EM-WMC**  
 INTERNAL EMERGENCY  
 BACK UP BATTERY

