

WMC SERIES

OUTDOOR LIGHTING

WESTGATE
THE FUTURE IS HERE...AND IT'S QUITE BRIGHT!

WMC-DL-MCT-BR-DT
WMC-DL-MCT-BN-DT



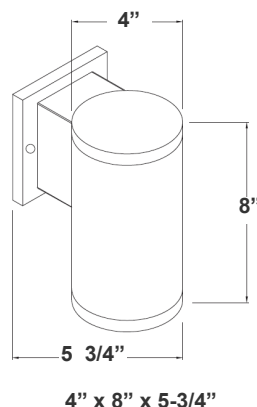
Ideal for general site lighting, walkways, and stairways, alleys, loading docks, doorway, pathway and parking areas

Customer Name: _____

Project Name: _____

Note: _____

Type: _____



Features

- Bronze Finish (Up/Down Light)
- Multi CCT (Selectable Switch on the Bottom of the Arm, Protected by Silicon Cover to be Waterproof)
- 7-Year Warranty
- Outdoor Up-Down Light

Technical Specifications

Electrical:

- Voltage: 120V AC
- Power Factor: >0.95
- Watt age: 15W
- Efficacy: 80 LPW

Mechanical:

- Outdoor Wall Cylinders
- Housing: Die-cast aluminum
- Finish: Bronze/ Brushed Nickel
- Maximum Ambient Temperature: 104°F
- Rated life: 70,000 hrs
- Wet Location
- IP Rating: IP65

Lighting:

- Dimming: TRIAC Dimming (Using Standard TRIAC LED Dimmers)
- Total Lumens: 1200LM
- Color Temperatures: 3000K/4000K/5000K
- Multi CCT (Selectable Switch on the Bottom of the Arm, Protected by Silicon Cover to be Waterproof)
- Color Rendering Index: CRI ≥ 80
- 7-Year Warranty
- Beam angle: 40° for each side

Applications:

- Ideal for general site lighting, walkways, and stairways, alleys, loading docks, doorway, pathway and parking areas

Other Models:

- 30W | 2400LM | WMC-UDL-MCT-BR-DT
- 30W | 2400LM | WMC-UDL-MCT-BN-DT

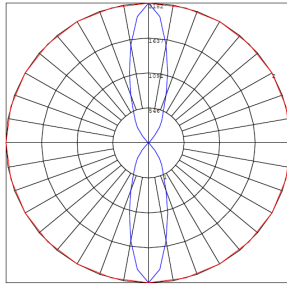
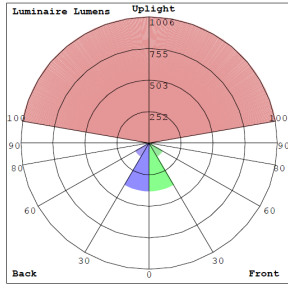


Phone: (877) 805-2252 | Fax: (877) 805-2252
www.westgatemfg.com | www.westgatecontrols.co

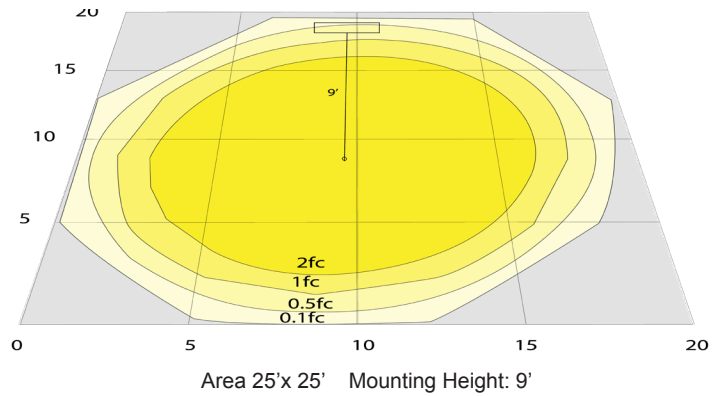


WG-Z7-26-22

Photometrics: WMC-DL-MCT



BUG Rating: B1-U5-G0



Other Views:

Bronze Finish:



Side View



Front View



Back View



Lens View

Brushed Nickel Finish:



Side View



Front View



Back View



Lens View

Performance Table: WMC-DL-MCT

MODEL NO.	Wattage	Voltage	Lumens	Color Temp.	BUG Rating	LPW
WMC-DL-MCT	15W	120V	2400LM	3000K/ 4000K/ 5000K	B1-U5-G0	80

Sample Ordering

Model	Light Direction	Color Temp.	Finish	Dimming
WMC	DL	MCT		DT

BR = Bronze
BN = Brushed Nickel

Factory-Installed Option:

Blank = No Option For Accessories
OPT-PC-B = FOR 120V-277V PHOTOCELL

Example:

1. WMC-DL-MCT-BR-DT (FOR WMC 15W DOWN LIGHT MCT BRONZE FIXTURE 120V)
2. WMC-DL-MCT-BR-DT (FOR WMC 15W DOWN LIGHT MCT BRONZE FIXTURE 120V)
OPT-PC-B (FOR 120V-277V PHOTOCELL)

FACTORY-INSTALLED OPTION:



OPT-PC-B
FOR 120V-277V PHOTOCELL