

WAS SERIES Commercial Lighting

WAS-4FT-MCTP

LED ECONOMY WRAP-AROUND FIXTURES

MCTP Multi Color Temperature & Multi Power/Wattage (Selectable)

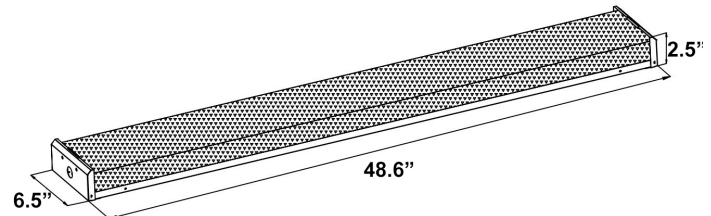
WESTGATE
THE FUTURE IS HERE...AND IT'S QUITE BRIGHT!

Customer Name: _____

Project Name: _____

Note: _____

Type: _____



LED Economy Wrap-around fixtures are ideal for a variety of industrial, commercial and residential applications.

6.5"(D) x 48.6"(W) x 2.5"(H)

Features

- Housing: Die-formed Cold Rolled Steel With Powder Coated White
- Installation: Ceiling-Mounted
- Lens: Polycarbonate Lens
- MCTP: Multi CCT and Power (Selectable Switch Inside Fixture)

Technical Specifications

Electrical:

- Voltage: 120-277V AC 60Hz
- Wattage: 22W/30W/38W
- Power Factor: >0.99
- Efficacy: 130 LPW

Mechanical:

- White Finish
- Housing: Die-formed Cold Rolled Steel With Powder Coated White
- Installation: Ceiling-Mounted
- Operating temperature: -22°F~104°F
- 5-Year Warranty

Lighting:

- Dimmable: 0~10V Dimming
- Lens: Polycarbonate Lens
- Total Lumens: 4940LM
- Color Temperatures: 3000K/4000K/5000K
- Multi-CCT (Selectable switch inside fixture)
- Color Rendering Index: CRI ≥ 82
- Life Span: 50,000 hrs.

Applications:

- Ideal for a Variety of Industrial, Commercial and Residential Applications.

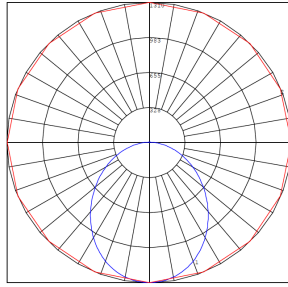
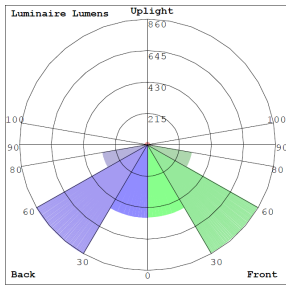


Phone: (877) 805-2252 | Fax: (877) 805-2252
www.westgatemfg.com

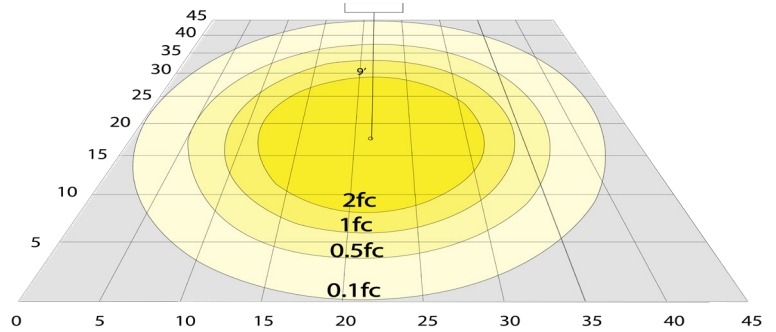


WG-Z9-Z9-ZZ

Photometrics: WAS-4FT-MCTP



BUD Rating: B1-U2-G1



40W 5000K, Area 45'x 45' Mounting Height: 9'

Other Views:



Side View



Front View



Back View

Performance Table: WAS-4FT-MCTP

MODEL NO.	Wattage	Voltage	Lumens	Color Temp.	BUG Rating	LPW
WAS-4FT-MCTP	22W 30W 38W	120~277V	2860LM 3900LM 4940LM	3000K 4000K 5000K	B1-U2-G1	130

Sample Ordering

Model Size Color Temp.

WAS - 4FT - MCTP

Accessories:

Blank = No Option For Accessories

SCL-CSY1-6FT = ADJ. 6FT 1/16in SINGLE SUSPENSION 5in CANOPY SET WITH Y DOUBLE KEYHOLE END CONNECTORS, NONPOWER SIDE

SCL-CSY1P-6FT = ADJ. 6FT 1/16in SINGLE SUSPENSION 5in CANOPY SET WITH Y DOUBLE KEYHOLE END CONNECTORS, POWER SIDE WITH SJTW18/5 WHITE CORD

Factory-Installed Options:

Blank = No Option For Accessories

OPT-EM-WA = INTERNAL EMERGENCY BACKUP BATTERY

OPT-2P-58 = PIR SENSOR (Not remote capable)

OPT-SEN-2MDR-36 = INTERNAL PROGRAMMABLE MICROWAVE BI-LEVEL

WEC-3RC = OPTIONAL REMOTE CONTROL

ACCESSORIES:



SCL-CSY1-6FT SCL-CSY1P-6FT

FACTORY-INSTALLED OPTIONS:



WEC-3RC



OPT-EM-WA



OPT-SEN-2MDR-36

