

# WAE SERIES Commercial Lighting

LED ECONOMY WRAP-AROUND FIXTURES  
WAE-4FT-MCTP

**WESTGATE**  
THE FUTURE IS HERE...AND IT'S QUITE BRIGHT!

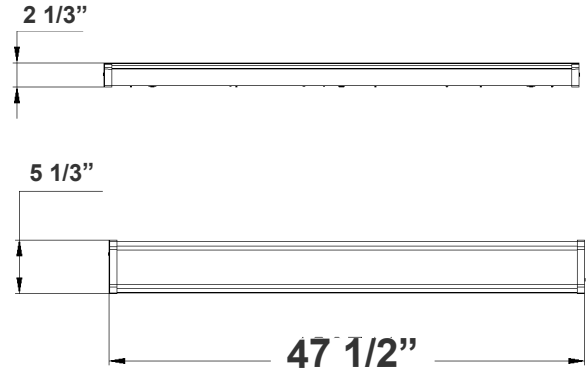


**MCTP**

Customer Name: \_\_\_\_\_

Project Name: \_\_\_\_\_

Note: \_\_\_\_\_ Type: \_\_\_\_\_



47 1/2"(L) x 5 1/3"(W) x 2 1/3"(H)

LED Economy Wrap-around fixtures are ideal for a variety of industrial, commercial and residential applications.

## Features

- Housing: Die-formed Cold Rolled Steel With Powder Coated White
- Installation: Ceiling-Mounted
- Lens: Polycarbonate Lens
- MCTP: Multi CCT and Power (Selectable Switch Inside Fixture)

## Technical Specifications

### Electrical:

- Voltage: 120-277V AC 60Hz
- Wattage: 40W Max
- Power Factor: >0.99
- Efficacy: 80 LPW

### Mechanical:

- White Finish
- Housing: Die-formed Cold Rolled Steel With Powder Coated White
- Installation: Ceiling-Mounted
- Operating temperature: -22°F~104°F
- 5-Year Warranty

### Lighting:

- Dimmable: 0~10V TRIAC Dimming
- Lens: Polycarbonate Lens
- Total Lumens: 3200LM
- Color Temperatures: 2700-5000K
- Multi-CCT (Selectable switch inside fixture)
- Color Rendering Index: CRI ≥ 82
- Life Span: 50,000 hrs.

### Applications:

- Ideal for a Variety of Industrial, Commercial and Residential Applications.

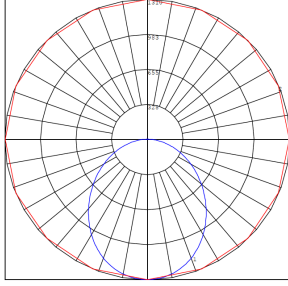
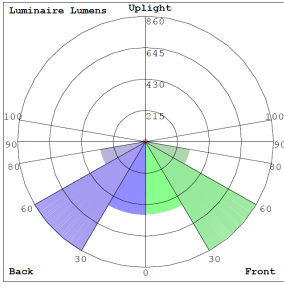


Phone: (877) 805-2252 | Fax: (877) 805-2252  
www.westgatemfg.com

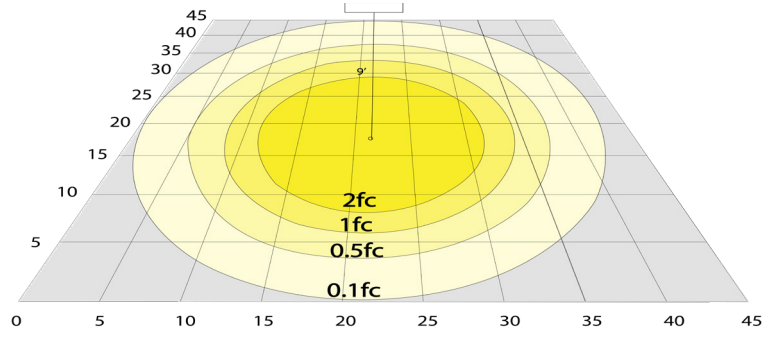


WG-Z9-Z9-Z2Z

## Photometrics: WAE-4FT-MCTP



BUD Rating: B1-U2-G1



40W 5000K, Area 45'x 45' Mounting Height: 9'

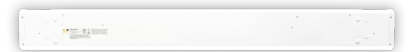
## Other Views:



Side View



Front View



Back View

## Performance Table: WAE-4FT-MCTP

MODEL NO.	Wattage	Voltage	Lumens	Color Temp.	BUG Rating	LPW
WAE-4FT-MCTP	40W Max	120~277V	3200LM	2700K ~ 5000K	B1-U2-G1	80

## Sample Ordering

**Model**    **Size**    **Color Temp.**

WAE - 4FT - MCTP

## Accessories:

Blank = No Option For Accessories

SCL-CSY1-6FT= ADJ. 6FT 1/16in SINGLE SUSPENSION 5in CANOPY SET WITH Y DOUBLE KEYHOLE END CONNECTORS, NONPOWER SIDE

SCL-CSY1P-6FT = ADJ. 6FT 1/16in SINGLE SUSPENSION 5in CANOPY SET WITH Y DOUBLE KEYHOLE END CONNECTORS, POWER SIDE WITH SJTW18/5 WHITE CORD

## Factory-Installed Options:

Blank = No Option For Accessories

OPT-EM-FM1INT= INTERNAL EMERGENCY BACKUP BATTERY

OPT-2P-58= PIR SENSOR (Not remote capable)

OPT-SEN-2MDR-36 = INTERNAL PROGRAMMABLE MICROWAVE BI-LEVEL

WEC-3RC = OPTIONAL REMOTE CONTROL

## ACCESSORIES:



SCL-CSY1-6FT    SCL-CSY1P-6FT

## FACTORY-INSTALLED OPTIONS:



WEC-3RC



OPT-EM-FM1INT



OPT-SEN-2MDR-36

