

WAE SERIES Commercial Lighting

LED ECONOMY WRAP-AROUND FIXTURES

WAE-4FT-MCT-DD

WESTGATE
THE FUTURE IS HERE...AND IT'S QUITE BRIGHT!

Customer Name: _____

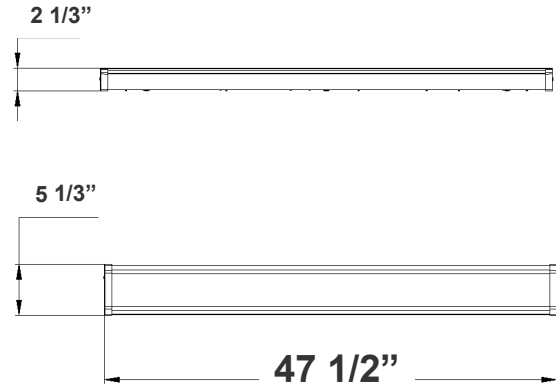
Project Name: _____

Note: _____

Type: _____



LED Economy Wrap-around fixtures are ideal for a variety of industrial, commercial and residential applications.



47 1/2"(L) x 5 1/3"(W) x 21/3"(H)

Features

- Housing: Die-formed Cold Rolled Steel With Powder Coated White
- Installation: Ceiling-Mounted
- Lens: Polycarbonate Lens
- MCT: Multi Color Temperature (Selectable Switch Inside Fixture)

Technical Specifications

Electrical:

- Voltage: 120-277V AC 60Hz
- Wattage: 40W
- Power Factor: >0.99
- Efficacy: 80 LPW

Mechanical:

- White Finish
- Housing: Die-formed Cold Rolled Steel With Powder Coated White
- Installation: Ceiling-Mounted
- Operating temperature: -22°F~104°F
- 5-Year Warranty

Lighting:

- Dimming: (Dual Function) Triac Dimmable at 120V & 0-10V Dimming at 120-277V
- Lens: Polycarbonate Lens
- Total Lumens: 3200LM
- Color Temperatures: 3000K/4000K/5000K
- Multi-CCT (Selectable switch inside fixture)
- Color Rendering Index: CRI ≥ 82
- Life Span: 50,000 Hrs.

Applications:

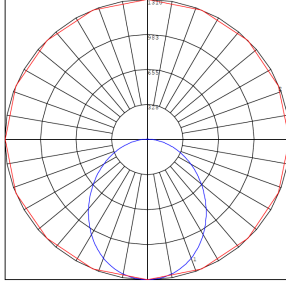
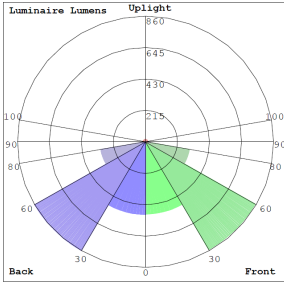
- Ideal for a Variety of Industrial, Commercial and Residential Applications.

Other Models:

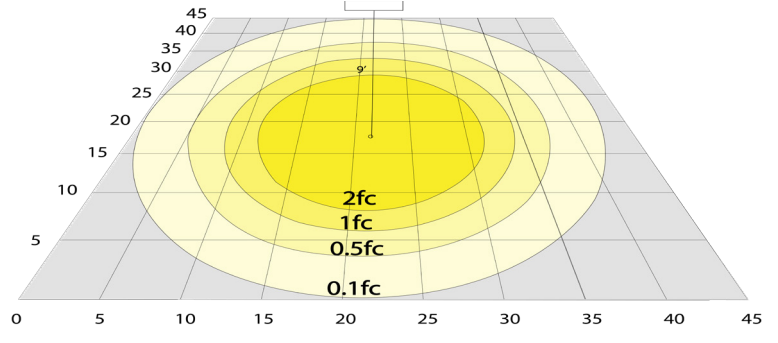
- 20W | 1600LM | WAE-2FT-MCT-DT



Photometrics: WAE-4FT-MCT-DD



BUD Rating: B1-U2-G1



40W 5000K, Area 45'x 45' Mounting Height: 9'

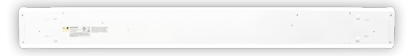
Other Views:



Side View



Front View



Back View

Performance Table: WAE-4FT-MCT-DD

MODEL NO.	Wattage	Voltage	Lumens	Color Temp.	BUG Rating	LPW
WAE-4FT-MCT-DD	40W	120~277V	3200LM	3000K 4000K 5000K	B1-U2-G1	80

Sample Ordering

Model **Size** **Color Temp.** **Dimming**

WAE - 4FT - MCT - DD

Factory-Installed Options:

Blank = No Option For Accessories

OPT-EM-FM1INT= INTERNAL EMERGENCY BACKUP BATTERY

OPT-2P-58= PIR SENSOR (Not remote capable)

OPT-SEN-2MDR-36 = INTERNAL PROGRAMMABLE MICROWAVE BI-LEVEL

WEC-3RC = OPTIONAL REMOTE CONTROL

FACTORY-INSTALLED OPTIONS:



OPT-EM-FM1INT



OPT-SEN-2MDR-36



WEC-3RC

Example:

1. WAE-4FT-MCT-DD

(FOR WAE 40W MCT FIXTURE 120-277V)

2. WAE-4FT-MCT-DD

(FOR WAE 40W MCT FIXTURE 120-277V)

OPT-EM-FM1INT

(INTERNAL EMERGENCY BACKUP BATTERY)

