

WA-4FT-20-40W-MCTP

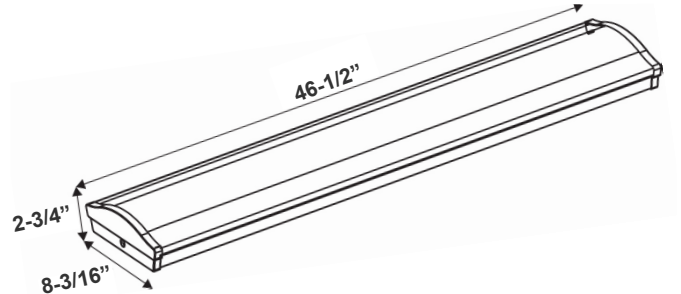
MCTP Multi Color Temperature & Multi Power/Wattage (Selectable)

Customer Name: _____

Project Name: _____

Note: _____

Type: _____



46-1/2" (L) x 8-3/16" (W) x 2-3/4" (H)

The LED Wrap-Around Light is a cost-effective, energy-efficient utility lighting fixture for surface-mount applications such as corridors, stairwells, public rooms, schools, hospitals, and utility areas.

Features

- LED Architectural Wrap-Around Lights
- White Finish
- Light Source: High-lumen LEDs
- 5-Year Warranty
- 50,000 Hours Rated Life
- Lens: Opal Polycarbonate
- MCTP: Multi Color & Power Temperature (Selectable With Switch Inside Fixture)

Technical Specifications

Electrical:

- Voltage: 120-277VAC 50/60Hz
- Wattage: 20W/30W/40W
- Power Factor: >0.95
- Efficacy: 110 LPW

Mechanical:

- White Finish
- Housing: Die-formed Heavy Gauge Cold Rolled Steel with Powder-Coated White
- Steel Thickness: 24 Gauge
- Driver: Optional
- Installation: Ceiling-Mounted
- Optional Battery Backup Available for 30W Units
- Operating Temp: -22°F~107°F
- Suitable for Damp Locations

Lighting:

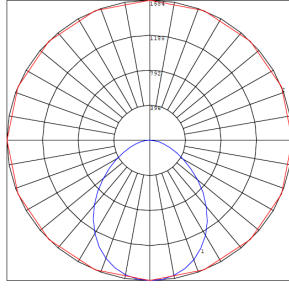
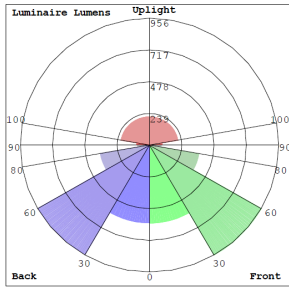
- MCTP: Multi Color & Power Temperature (Selectable With Switch Inside Fixture)
- Dimmable: 0~10V Dimming
- Total Lumens: 4400LM Max.
- Color Temperatures: 3500K/4000K/5000K
- Multi-CCT (selectable with switch inside the fixture)
- Color Rendering Index: CRI ≥ 82
- IP Rating: IP40

Applications:

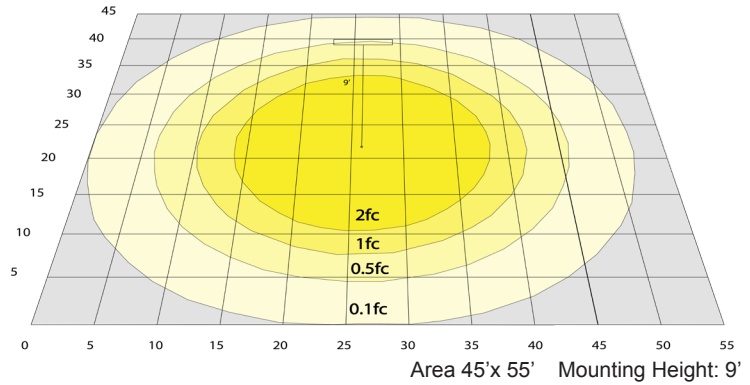
- Ideal for corridors, stairwells, public rooms, schools, hospitals, and utility areas



Photometrics: WA-4FT-20-40W-MCTP




BUD Rating: B2-U3-G1



Area 45'x 55' Mounting Height: 9'

Other Views:



Front View



Side View



Back View

Performance Table: WA-4FT-20-40W-MCTP

MODEL NO.	Wattage	Voltage	Lumens	Color Temp.	BUG Rating	LPW
WA-4FT-20-40W-MCTP	20W	120~277V	2200LM	3500K	B2-U3-G1	110
	30W		3300LM	4000K		
	40W		4400LM	5000K		

Sample Ordering

Model Size Wattage Max.Watt Color Temp.

WA - 4FT - 20 - 40W - MCTP

Factory-Installed Options:

Blank = No Option For Accessories

OPT-EM-FM1INT = INTERNAL EMERGENCY BACKUP BATTERY

OPT-SEN-2MDR-36 = PROGRAMMABLE MICROWAVE BI-LEVEL SENSOR

WEC-3RC = OPTIONAL REMOTE CONTROL

OPT-2P-58 = PIR SENSOR (not remote capable)

SENSOR AND EMERGENCY BATTERY BACKUP OPTIONS:



OPT-EM-FM1INT



OPT-SEN-2MDR-36



WEC-3RC



OPT-2P-58

