

TRE SERIES Commercial Lighting

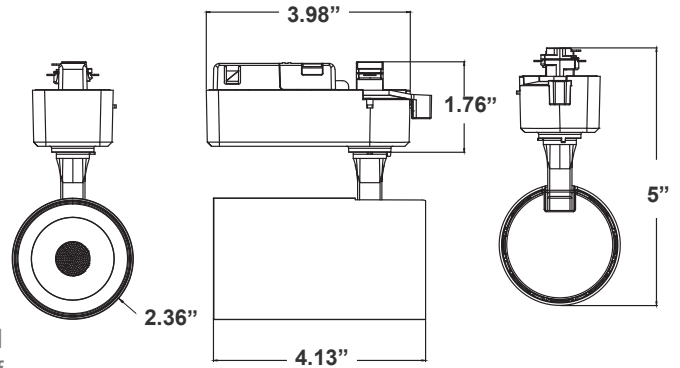
TRE-15-25W-MCTP-36D-BK-BK
TRE-15-25W-MCTP-36D-BK-WH
BUILDER SERIES TRACK HEADS WITH EXT. DRIVERS, POWER AND CCT ADJUSTABLE

MCTP Multi Color Temperature & Multi Power/Wattage (Selectable)

Customer Name: _____

Project Name: _____

Note: _____ | Type: _____



4.13" (W) x 5" (H) x 1.76" (D)

The Builder Series Track Heads: the ultimate versatile and efficient lighting solution designed to meet the diverse needs of modern lighting projects. With an array of adjustable features, elegant finishes, and superior performance, the Builder Series Track Heads are perfect for any space requiring high-quality, adaptable lighting.

Features

- High Light Transmittance, Anti-UV and Fire Resistant PC Lens
- 7-Year Warranty
- Die-Cast Aluminum With Powder Coat Finish (Dark Bronze)
- Multi CCT and Power (Switches are inside fixture)

Technical Specifications

Electrical:

- Voltage: 120V AC 60Hz
- Wattage: 15W/20W/25W
- Power Factor: >0.95
- Efficacy: 84 LPW

Mechanical:

- Twist-Lock Zhaga Socket Pre-Installed. See Motion Sensor Accessories
- Die-Cast Aluminum With Powder Coat Finish (Dark Bronze)
- High Light Transmittance, Anti-UV and Fire Resistant Shatterproof PC Lens
- Maximum Weight for each 2FT Track is 9 Lbs
- Maximum Load for each 2FT Track:
 - 15 Amp Circuit: 1800 Watts
 - 20 Amp Circuit: 2400 Watts
- Operating Temperature: -4°F to 104°F
- 7-Year Warranty

Lighting:

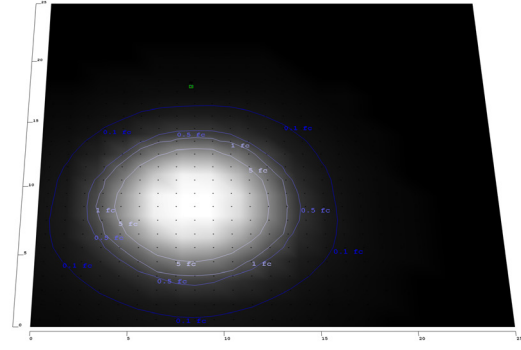
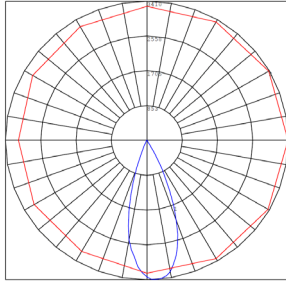
- TRIAC & ELV Dimming (Using Standard TRIAC or ELV LED Dimmers)
- Multi CCT and Power (Switches are inside fixture)
- The Type III Distribution Is Used for Wide WalkWays, on Ramps and Entrance Roadways, As Well As Other Long, Narrow Lighting
- Total Lumens: 2100LM Max.
- Color Temperatures: 3000K/3500K/4000K
- Color Rendering Index: CRI ≥ 80
- Beam Angle: 36°
- Rated Life: 70,000 Hrs

Applications:

- Retail Stores: Enhance product displays with adjustable lighting that draws attention and creates a welcoming shopping experience.
- Galleries and Museums: Showcase artwork with precision lighting that can be easily adjusted to suit different exhibits.
- Commercial Spaces: Provide flexible lighting solutions that can adapt to changing needs and layouts.



Photometrics: TRE-15-25W-MCTP-36D



Area 25'x 25' Mounting Height: 9'

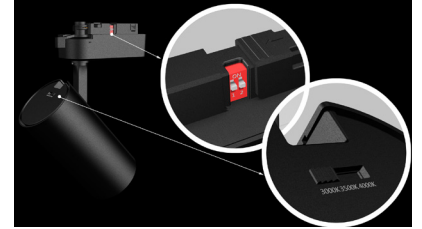
Other Views:



Side View



Side View



Switch View

Performance Table: TRE-15-25W-MCTP-36D

MODEL NO.	Wattage	Voltage	Lumens	Color Temp.	BUG Rating	LPW
TRE-15-25W-MCTP-36D-BK	15W	120V	1260LM	3000K	B0-U0-G1	84
TRE-15-25W-MCTP-36DWH	20W		1680LM	3500K		
	25W		2100LM	4000K		

Sample Ordering

Model Wattage. Wattage. Color TempBeam Angle Housing

TRE - 15 - 25W - MCTP - 36D -

Accessories:

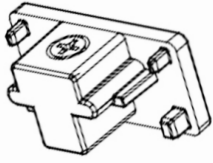
- Blank = No Option For Accessories
 TR-2FT-BK = 2Ft 3-Wire Track, Black
 IR-2FT-WH = 2Ft 3-Wire Track, White
 IR-4FT-BK = 4Ft 3-Wire Track, Black
 TR-4FT-WH = 4Ft 3-Wire Track, White
 TR-6FT-BK = 6Ft 3-Wire Track, Black
 IR-6FT-WH = 6Ft 3-Wire Track, White
 TR-8FT-BK = 8Ft 3-Wire Track, Black
 TR-8FT-WH = 8Ft 3-Wire Track, White
 IR-LE-BK = 3-Wire Track Live End, Black
 IR-LE-WH = 3-Wire Track Live End, White
 IR-MC-BK = 3-Wire Track Mini Connector, Black
 IR-MC-WH = 3-Wire Track Mini Connector, White
 IR-SC- BK = 3-Wire Track Straight Connector, Black
 TR-SC-WH = 3-Wire Track Straight Connector, White
 TR-LC-BK = 3-Wire Track L Connector, Black
 TR-LC-WH = 3-Wire Track L Connector, White

Accessories:

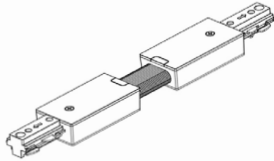
- Blank = No Option For Accessories
 TR-TC-BK = 3-Wire Track T Connector, Black
 TR-TC-WH = 3-Wire Track T Connector, White
 TR-XC-BK = 3-Wire Track X Connector, Black
 TR-XC-WH = 3-Wire Track X Connector, White
 TR-FLEXC-BK = 3-Wire Track Flex Connector, Black
 IR-FLEXC-WH = 3-Wire Track Flex Connector, White
 TR-FC-BK = 3-Wire Track Floating Canopy, Black
 TR-FC-WH = 3-Wire Track Floating Canopy, White
 TR-MONC-BK = 3-Wire Track Mono Canopy, Black
 IR-MONC-WH = 3-Wire Track Mono Canopy, White
 IR-JBEF-BK = 3-Wire Track J-Box End Feed Kit, Black
 TR-JBEF-WH = 3-Wire Track J-Box End Feed Kit, White
 TR-CCON-BK = 3-Wire Track Conduit Connector, Black
 TR-CCON-WH = 3-Wire Track Conduit Connector, White
 TR-EC-BK = 3-Wire Track End Cap, Black
 TR-EC-WH = 3-Wire Track End Cap, White
 TR-EXTCON-BK = 3-Wire Track To Track Extension Connector, Black
 IR-EXTCON-WH = 3-Wire Track To Track Extension Connector, White
 TR-PENDKIT-BK = 3-Wire Track 3Ft Pendant Wiring Kit, Black
 TR-PENDKIT-WH = 3-Wire Track 3Ft Pendant Wiring Kit, White



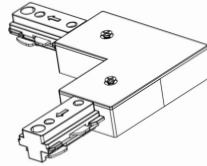
Accessories: TRD-30W-MCT5-36D



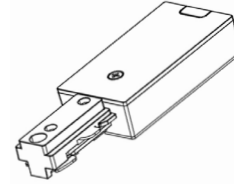
End Cap
TR-EC-BK
TR-EC-WH



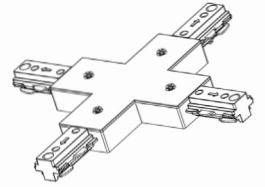
Flexible Connector
TR-FLEXC-BK
TR-FLEXC-WH



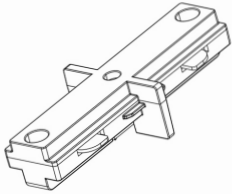
L Connector
TR-LC-BK
TR-LC-WH



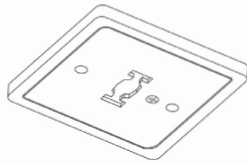
Live End Connector
TR-LE-BK
TR-LE-WH



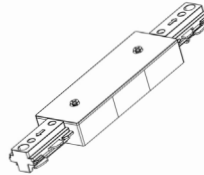
X Connector
TR-XC-BK
TR-XC-WH



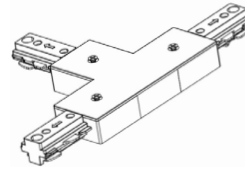
Mini Joiner
TR-MC-BK
TR-MC-WH



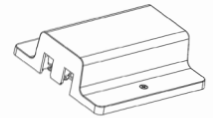
Monopoint Canopy
TR-MONC-BK
TR-MONC-WH



Stratght Connector
TR-SC- BK
TR-SC-WH



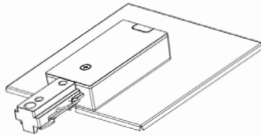
T Connector
TR-TC-BK
TR-TC-WH



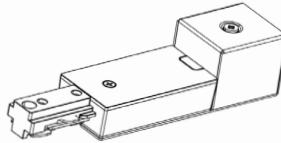
Track Floating
TR-FC-BK
TR-FC-WH



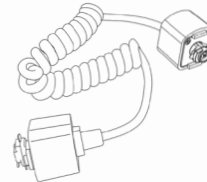
Track
TR-2FT-BK
TR-2FT-WH
TR-4FT-BK
TR-4FT-WH
TR-6FT-BK
TR-6FT-WH
TR-8FT-BK
TR-8FT-WH



3-WIRE Track J-BOX
Eed Feed Kit
TR-JBEF-BK
TR-JBEF-WH



Live End Connector
with Box
TR-CCON-BK
TR-CCON-WH



Track to Track
Extension
Connector
Extends 16" to 48"
TR-EXTCON-BK
TR-EXTCON-WH

