

TC SERIES OUTDOOR LIGHTING

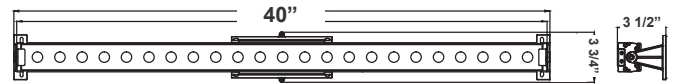
TC-WW-72W-RGBW-BT-BK
BLUETOOTH WG APP COMPATIBLE RGBW WALL WASH LIGHT



Customer Name: _____

Project Name: _____

Note: _____ | Type: _____



3 3/4"(H) x 40"(W) x 3 1/2"(D)

The fixture has classic traditional appearance, professional light distribution design, 60-degree beam angle, ideal for park landscaping, garden, architectural landscape lighting, suitable for wet locations

Features

- Die-cast Aluminum Housing with Powder Coat Finish
- 7-Year Warranty
- Lens Type: Plaid Tempered Glass + Aluminum Reflectors

Technical Specifications

Electrical:

- Voltage: 120-277V
- Power Factor: >0.9
- Wattage: 72W
- Efficacy: 34 LPW
- Operating Voltage: Max 900 mA, Max 36VDC
- Bluetooth Connection Range: Approximately 30 feet (10 meters). Maximum Communication Range Will Vary Depending On Obstacles (Person, Metal, Wall, etc.) Or Electromagnetic Environment.

Mechanical:

- This Fixture is Bluetooth mesh Enabled. Bluetooth mesh networking enables many-to-many (m:m) device communications and is optimized for creating large-scale device networks. It is ideally suited for control monitoring and automation solutions that require tens, hundreds or thousands of devices to communicate with one another.
- Die-cast Aluminum Housing with Powder Coat Finish Solid State Lighting Technology for Long Life, No Maintenance Needed and High-Efficiency
- Lens Type: Plaid Tempered Glass + Aluminum Reflectors
- 90° Adjustable Surface Mount Bracket
- High Conductive Aluminum LED Board
- Operating Temperature: -40°F to 104°F
- IP Rating: IP65, Suitable for Wet Locations
- 7-Year Warranty

Lighting:

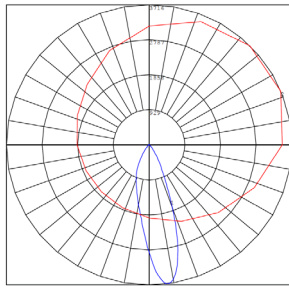
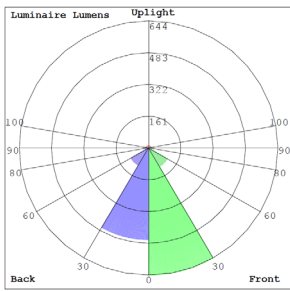
- Dimming: Dimmable Through Phone App
- Total Lumens: 1900LM ((Warm White) 2500LM (Cool White)
- Color Temperatures: RGBW Selectable Through Phone App
- Color Rendering Index: CRI ≥ 80
- Beam Angle: 60°

Applications:

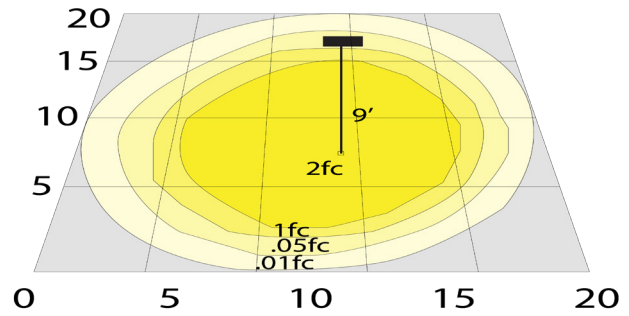
- The fixture has classic traditional appearance, professional light distribution design, 90-degree beam angle, ideal for park landscaping, garden, architectural landscape lighting, suitable for wet locations



Photometrics: TC-WW-72W-RGBW-BT-BK



BUG Rating: B1-U2-G0



72W White, Area 20'x 20' Mounting Height: 9'

Other Views:



Side View



Front View



Back View

Performance Table: TC-WW-72W-RGBW-BT-BK

| MODEL NO. | Wattage | Voltage | Lumens | Color Temp. | BUG Rating | LPW |
|----------------------|---------|----------|---|-------------|------------|-----|
| TC-WW-72W-RGBW-BT-BK | 72W | 120-277V | 1900LM (Single White) 2500LM (Maximum Power) | RGBW | B1-U2-G0 | 34 |

Sample Ordering

- - - - -


Accessories:

Blank = No Option For Accessories
 DMX-WW-SH2 = HALF GLARE SHIELD FOR TC-WW-36W/72W & DMX-WW-36W

ACCESSORIES:



DMX-WW-SH2
 Half Glare Shield for
 TC-LIN-36W/72W &
 DMX-WW-36W



- For Setting Up The Light(s), Initial Internet Connection or Mobile Data Is Required.
- After the Initial Setup, Internet Connection is not Necessary Anymore. The lights Can Be Controlled with The Mobile App on The Phone or Tablet. Features Such as Dimming, Changing Colors, Lights Scenes, etc.
- Scheduling Feature Requires Internet Connection.
- Bluetooth Devices Need a Gateway (Sold Separately) In Order to Connect to WiFi Network (Internet)

