


T8HO SERIES COMMERCIAL INDOOR LIGHTING



T8HO-R17D-5FT-65K-360D
LED SIGN TUBE - 360° - R17D ENDS - SINGLE/DOUBLE ENDED

Customer Name: _____
Project Name: _____
Note: _____ | Type: _____



61.73"(L) X 1.14" (D)

Energy-efficient LED sign tube with 360° illumination, R17d base, and single/double-ended compatibility for versatile and reliable lighting solutions.

Features

- Type B: Ballast Override (AC Direct), Connect One End or Both Ends (Dual Function) - UL No. E342884
- Conforms to UL STD. 879A
- Certified to CSA STD. NO. 207
- Clear PC Lens

Technical Specifications

Electrical:

- Voltage: 120-277V; 50/60Hz AC
- Power Factor: >0.90
- THD: <20%
- Wattage: 26W
- Efficacy: 125 LPW

Mechanical:

- Base Type: R17D Socket, Compatible with a wide range of T8/T12 retrofit and replacement lamps
- Clear PC Lens
- Aluminum Housing & PC lens
- Ambient Operating Temperature: -13°F to 113°F
- IP Rating: IP20 (Indoor)
- Shatterproof
- 5-Year Warranty

Lighting:

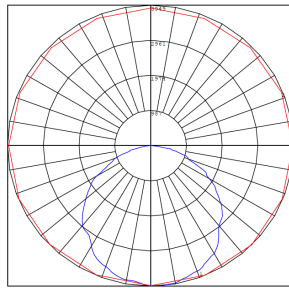
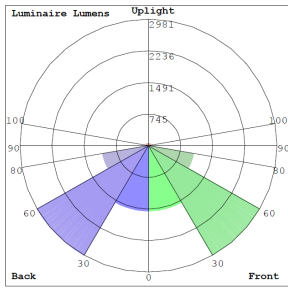
- No Mercury And Virtually No UV Emission.
- Total Lumens: 3250LM
- Color Temperatures: 6500K
- Color Rendering Index: CRI ≥ 80
- Beam Angle: 360°
- Rated life: 50,000 Hrs

Applications:

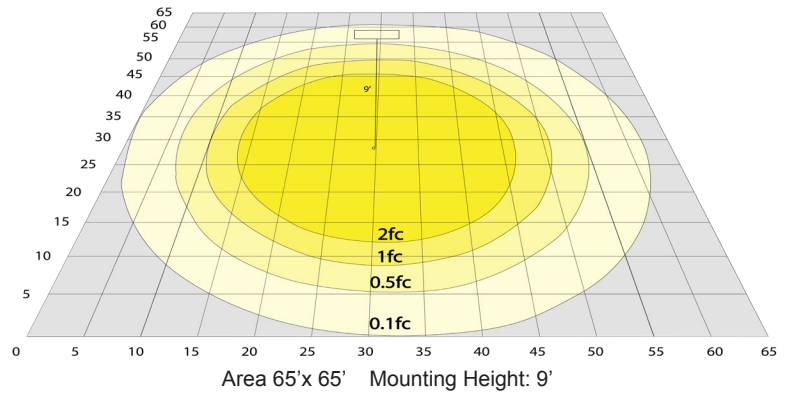
- Signage: Perfect for illuminating commercial signs, billboards, and display boards with consistent, 360° lighting.
- Retail Displays: Enhances visibility and appeal of products in retail environments.
- Architectural Lighting: Ideal for accentuating design elements and structures.
- Industrial Use: Suitable for warehouses, factories, and other large-scale lighting needs.
- Outdoor Advertising: Durable and efficient for outdoor advertisements and promotional displays.



Photometrics: T8HO-R17D-5FT-65K-360D



BUG Rating: B3-U3-G1



Area 65'x 65' Mounting Height: 9'

Other Views:



Close-up View



Side View



Side View

Performance Table: T8HO-R17D-5FT-65K-360D

MODEL NO.	Wattage	Voltage	Lumens	Color Temp.	BUG Rating	LPW
T8HO-R17D-5FT-65K-360D	26W	120-277V	3250LM	6500K	B3-U3-G1	125

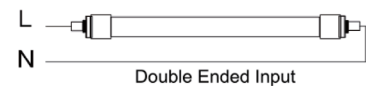
Sample Ordering

Model Material Size Color Temp. Lens Type

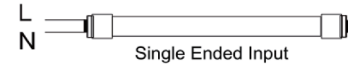
T8HO - R17D - 5FT - 65K - 36D

WIRING DIAGRAM:

Wiring Diagram



OR



CONFORMS TO UL STD. 879A

Before installation, please refer to this table to ensure the sign tube is installed for optimal illumination:

MODEL NO.	Min. Lamp Compartment Dimension	Min. Distance Between Tubes Installation
T8HO-R17D-4FT-65K-360D	49.6×6.3×4.72 in	3.94 in
T8HO-R17D-5FT-65K-360D	49.6×6.3×4.72 in	3.94 in
T8HO-R17D-6FT-65K-360D	49.6×6.3×4.72 in	3.94 in
T8HO-R17D-7FT-65K-360D	49.6×6.3×4.72 in	3.94 in
T8HO-R17D-8FT-65K-360D	49.6×6.3×4.72 in	3.94 in

Maximum Distance From The Light to the Surface	Maximum spacing between lights @ Average illumination: 450lx Uniformity of illuminance: 0.8
1.18 in	3.94 in
1.57 in	5.24 in
1.97 in	6.56 in
3.94 in	13.11 in
5.91 in	19.67 in
7.87 in	26.22 in
11.81 in	39.33 in

