

T8 SERIES COMMERCIAL INDOOR LIGHTING



T8-EZX-4FT-12-18W-MCTP-F

X-GEN WATTAGE & CCT ADJ. LED T8 GLASS LAMPS - TYPE A+B CA/C OR BALLAST) - NO POWER SELECT WITH BALLAST

MCTP Multi Color Temperature & Multi Power/Wattage (Selectable)

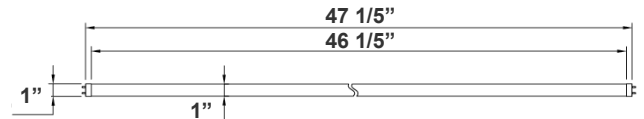


Customer Name: _____

Project Name: _____

Note: _____

Type: _____



T8 Tube switches from fluorescent tubes to LED, giving more cost efficiency by providing the same amount of lumen output with less energy consumption. The LED tube offers a soft and bright light distribution.

47 1/5"(L) X 1" (D)

Features

- Type B, AC Direct (Ballast Override)
- Connect One End or Both Ends (Dual Function)
- 5-Year Warranty
- Glass Lens

Technical Specifications

Electrical:

- Voltage: 120-277V; 50/60Hz AC
- Power Factor: >0.90
- THD: <20%
- Wattage: 12W/15W/18W
- Efficacy: 130 LPW

Lighting:

- Dimming: TRIAC dimming
- Total Lumens: 2348LM
- Color Temperatures: 2700K/3000K/3500K/4000K/5000K
- Color Rendering Index: CRI ≥ 80
- Beam Angle: 120°

Mechanical:

- Base Type: G13
- Glass tube: Better Transparency and Thermal Conductivity than Plastic
- Clear Glass
- Ambient Operating Temperature: -13°F to 113°F
- Rated life: 50,000 hrs
- IP Rating: IP20 (Indoor)

Applications:

- Direct Fit 4 T8 LED tubes do not burn out easily and provide bright and even lighting to schools, office spaces, retail stores and storage rooms.

Other Models:

- 18W | 2340LM | T8-EZX-4FT-12-18W-MCTP-S

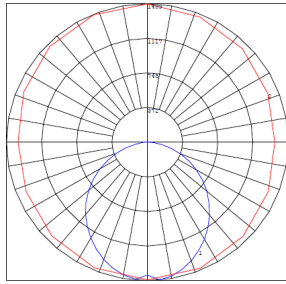
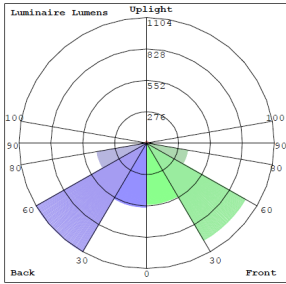


Phone: (877) 805-2252 | Fax: (877) 805-2252
www.westgatemfg.com |

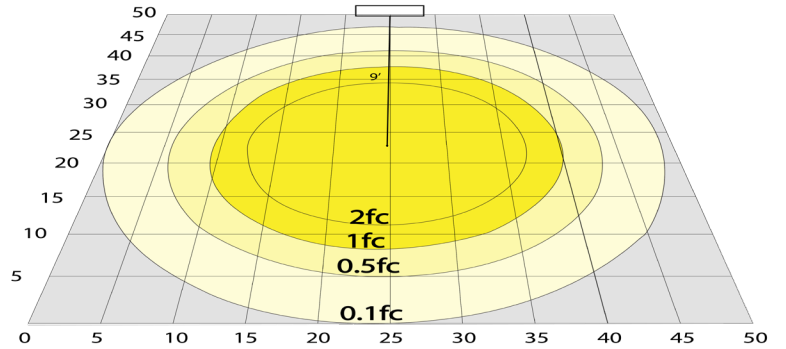


WG-04032025

Photometrics: T8-EZX-4FT-12-18W-MCTP-F



BUG Rating: B2-U2-G1




Area 50'x 50' Mounting Height: 9'

Other Views:



Close-up View



Front View



Socket View

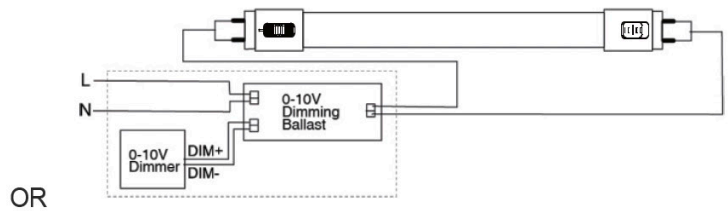
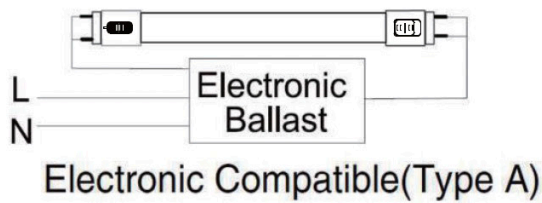
Performance Table: T8-EZX-4FT-12-18W-MCTP-F

MODEL NO.	Wattage	Voltage	Lumens	Color Temp.	BUG Rating	LPW
T8-EZX-4FT-12-18W-MCTP-F	12W 15W 18W	120-277V	1560LM 1950LM 2340LM	2700K 3000K 3500K 4000K 5000K	B2-U2-G1	130

Sample Ordering

Model	Size	Watt	Watt	Color Temp.	Lens Type
T8	EZX	4FT	12	18W	MCTP - F

TYPE A - Wiring diagram:




TYPE B - Wiring diagram:

Connect two wires to branch circuit Land N according to the below figure.

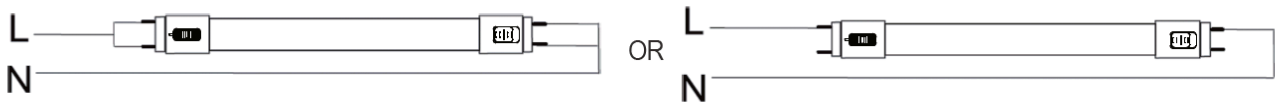
Case 1: Direct AC wiring diagram without dimming

1. Single-ended power input



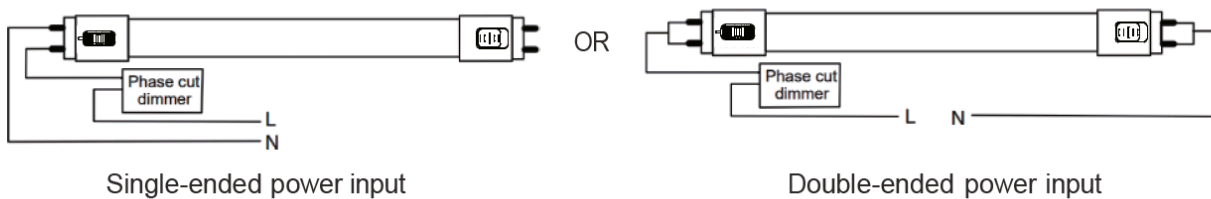
Input Voltage: 120-277V 50/60Hz

2. Double-ended power input



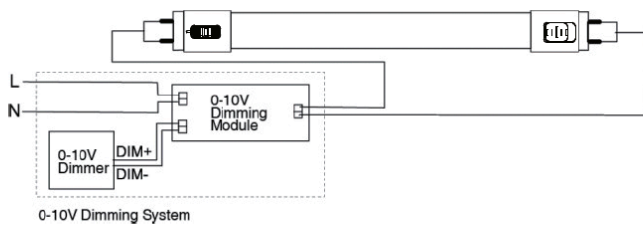
Input Voltage: 120-277V 50/60Hz

Case 2: Direct AC wiring diagram with reverse phase dimming — Refer to dimmer compatibility list



Input Voltage: AC120V 60Hz

Case 3: Direct AC wiring diagram with 0-10V dimming system



Input Voltage: AC120-277V 50/60Hz

Important Notes:

- For single-ended wiring installation of tubes, un-shunted lamp holders must be used
- For double-ended wiring installation, it is not needed to change the sockets/lamp holders (if they are in good condition) regardless of the type of sockets.

