

SSL SERIES RESIDENTIAL LIGHTING

SSL8-MCT5

LED ULTRA SLIM RECESSED LIGHTS

MCT5 Multi Color Temperature (Selectable)

WESTGATE
THE FUTURE IS HERE...AND IT'S QUITE BRIGHT!

Customer Name: _____

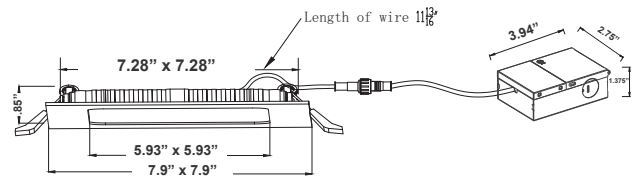
Project Name: _____

Note: _____

Type: _____



Selection:



LED DOWNLIGHTS (SMOOTH TRIM) - 12" SQUARE Ideal for New As Well As Old Residential And Commercial Constructions.

7.9" x 7.9"

Features

- 8" Smooth Recessed Trim
- Multi CCT (Selectable Switch on the Back of the driver)
- Isolated Driver for Improved Thermal Management
- 5-Year Warranty
- Spun Aluminum with White Powder Coat Finish

Technical Specifications

Electrical:

- Voltage: 120V AC
- Output Voltage: 36VDC
- Power Factor: >0.90
- Wattage: 18W
- Efficacy: 75 LPW
- Total Harmonic Distortion: ≤15 %

Mechanical:

- 1/4" Thick
- Die-cast Aluminum with white powder coat finish
- Pot Light Housing is Not Required Even for Insulated Ceiling
- Junction box 1" Thick Included with Fixture
- Typel Crated: Approved for direct contact with insulation
- Maximum Ambient Temperature: -40°F to 104°F
- Damp Location
- 5-Year Warranty

Lighting:

- Dimming: Dimmable
- Lens: 0.125" White Translucent Acrylic
- Can Rotate after Installation to Align
- LED: Seoul DOB (Driver On Board) Technology
- Optics: White Translucent Acrylic
- Total Lumens: 1350LM
- Color Temperatures: 2700K/ 3000K/ 3500K/ 4000K/ 5000K
- Multi CCT (Selectable Switch on the Back of the driver)
- Color Rendering Index: CRI ≥ 80
- Beam Angle: 100°-110°
- Rated life: 50,000 hrs

Applications:

- LED retrofit trim have been designed to be a flexible lighting solution for retrofit and new construction applications, Ideal for closets, storage areas, attics, corridors, or general lighting solutions for residential and commercial applications

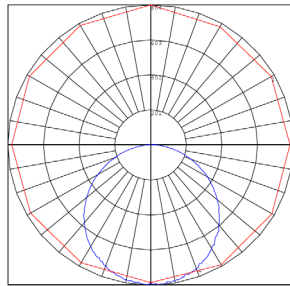


Phone: (877) 805-2252 | Fax: (877) 805-2252
www.westgatemfg.com

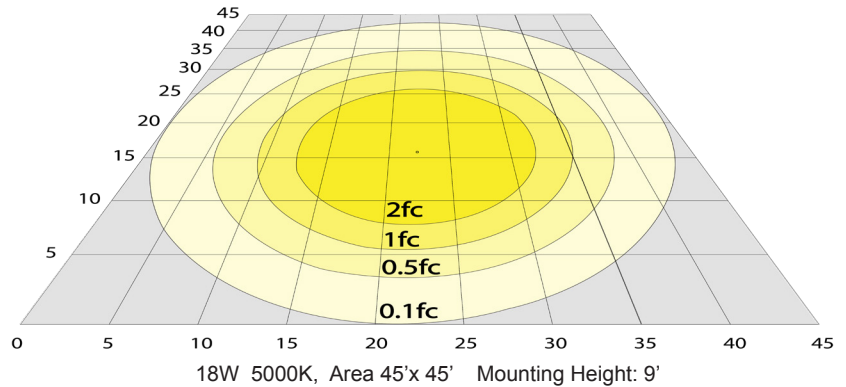


WG-05082025

Photometrics: SSL8-MCT5




BUG Rating: B1-U2-G1



Other Views:



Side View



Front View



Back View

Performance Table: SSL8-MCT5

MODEL NO.	Wattage	Voltage	Lumens	Color Temp.	BUG Rating	LPW
SSL8-MCT5	18W	120V	1350LM	2700K 3000K 3500K 4000K 5000K	B1-U2-G1	75

Sample Ordering

Model	Color Temp.
SSL8	MCT5

Accessories:

Blank = No Option For Accessories

RSL-EXT-10FT-MCT = 10 FT. EXTENSION CABLE FOR USE WITH ALL SLIM LIGHT
RSL-346-RIBH = 3", 4", 6" (ADJUSTABLE) ROUND GALVANIZED PLATE WITH BAR
HANGERS

E26-CONVERTER = SCREW-IN ADAPTER THAT FITS ANY STANDARD

Factory-Installed Option:

Blank = No Option For Accessories

OPT-EM-DL1EXT = EXTERNAL BATTERY BACKUP

ACCESSORIES:



E26-CONVERTER

Includes Medium Base E-26
Screw-in Adapter That Fits Any
Standard



SSL-346-RIBH

3", 4", 6" (Adjustable) Square
Galvanized plate with Bar Hangers



RSL-EXT-10FT-MCT

10 Ft. Extension Cable For use
with all Slim Light

FACTORY-INSTALLED OPTION:



OPT-EM-DL1EXT
EXTERNAL BATTERY BACKUP



Compatible Dimmer List:

MODEL NO.	BRAND
6631-1LT	LEVITON
MACL-153MLH-AL	LUTRON
TGCL-153PH-LA	LUTRON
DVW-603PGH-WH	LUTRON
CT-600PR-WH	LUTRON
LGCL-153PHL-IV	LUTRON
TGCL-153PH-LA	LUTRON
LSLV603PWV	LUTRON
6674-POW	LEVITON
DVCL-153P	LUTRON
MSCL-OP153P	LUTRON
CTCL-153P	LUTRON
MACL-153M	LUTRON
HCL453PTCCCV6	PASS & SEYMOUR
LSLV603PWV	PASS & SEYMOUR

