SOLF SERIES Outdoor Lighting

SOLF-54W-50K

LED SOLAR ROADWAY/FLOOD LIGHTS

WESTGATE
THE FUTURE IS HERE...AND IT'S QUITE BRIGHT!

Customer Name:

Project Name:

Note: | Type:



Selection: ☐

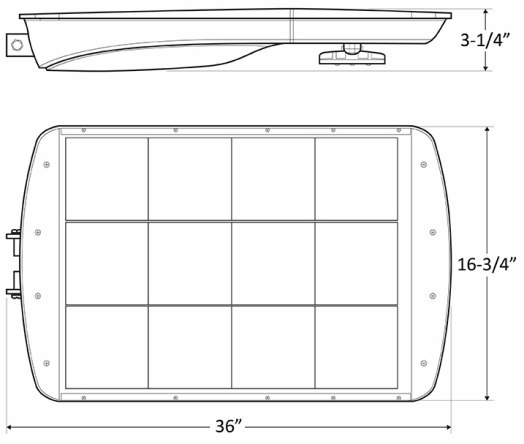

36"(H) X 16 3/4"(W) X 3 1/4"(D)

Ideal for general site lighting, alleys, loading docks, doorway, pathway, and parking areas.

Features

- 7-Year Warranty
- Die-cast Aluminum with powder coat finish (light Gray)
- Lifespan: 70000 Hrs.
- Lens: TYPE III TIR optic Lens

Technical Specifications

Electrical:

- Voltage: 100~130VAC 50/60Hz
- Solar Panel Wattage: 54W
- LED Wattage: 30W
- Power factor: 0.95
- Efficacy: 200 LM/W

Mechanical:

- No wires
- Die-cast Aluminum with powder coat finish (light Gray)
- Smart Lighting controller & remote control to charge settings (Remote is not included)
- Operating temperature: 14°F to 122°F
- IP Rating: IP65

Battery:

- Battery charge time to full level: 6 to 12 hours depending on the sunlight quality, see the map on page 3
- Battery Type: LiFePO4
- Battery Life: More than 2000 Cycles (2000/365days=5.47 years) with Overcharge and Over-discharge protection
- Operation on full charge: 10 hrs. depending on the sunlight quality, see the map on page 3

Lighting:

- Lens: TYPE III TIR optic Lens
- LED: Lumileds Luxeon 5050
- Total lumens: 6000LM
- Color temperature: 5000K
- Color rendering index: >70
- Lifespan: 70000 Hrs.

Applications:

- Ideal for Ideal for doorway, pathway and alleys



- The SOLF-RC remote control is needed per job. 1 remote control can control all the fixtures. order 1 per job.
see the instruction on page 4

Other Model:

- 17W | 1600LM | SOLF-17W-50K
- 36W | 4000LM | SOLF-36W-50K

Phone: (877) 805-2252 | Fax: (877) 805-2252
www.westgatemfg.com

Photometrics: SOLF-54W

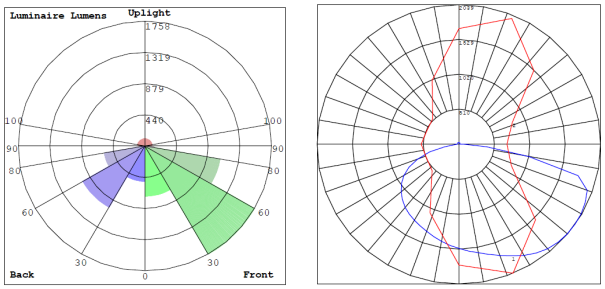

BUG Rating: B2-U3-G0

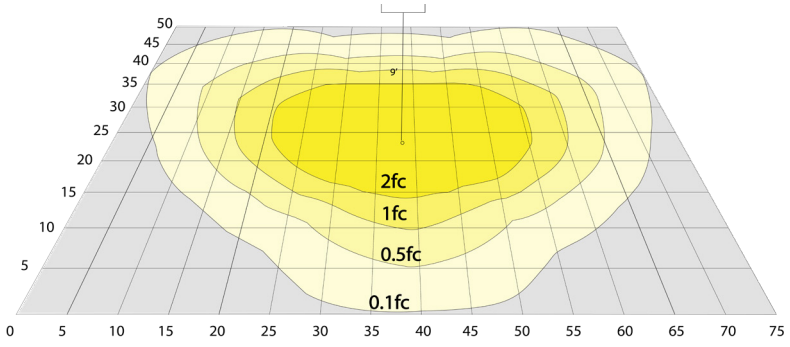

36W, 5000K Area 50'x 70' Mounting Height: 9'

Other Views:



Side View



Front View



Back View

Performance Table: SOLF-54W

MODEL NO.	SOLAR PANEL WATTS	LED WATTS	Lumens	Color Temp.	BUG Rating	LPW
SOLF-54W-50K	54W	30W	6000LM	5000K	B2-U3-G0	200

Sample Ordering

Model	Min. Watt	Color Temp.
SOLF	54W	50K

Accessories

Blank = No Option
SOLF-SFA = Adjustable Slip Fitter for Poles up to 2-3/4" O.D. (Not Included)
SOLF-PMR-36W/54W = Round Pole Mount for SOLF-36W & 54W
SOLF-PMS-36W/54W = Square Pole Mount for SOLF-36W & 54W
SOLF-WM-36W/54W = Wall Mount for SOLF-36W & 54W
SOLF-CHARGER= Charger cable for SOLF solar lights.
Input Voltage: 100-240V AC/DC ~ 50/60Hz, 1.5A Max.
Output Voltage: 14.6V, 3.75A

Factory-Installed Options

Blank = No Option



SOLF-SFA



SOLF-PMR-36W/54W



SOLF-PMS-36W/54W



SOLF-WM-36W/54W

Example:

1. **SOLF-54W-50K** (For SOLF 54W 5000K 50K fixture)

2. **SOLF-54W-50K**
   SOLF-SFA
   (For SOLF 54W 5000K 50K fixture)
   (Adjustable Slip Fitter for Poles up to 2-3/4" O.D. (Not Included)

Average Daily Solar Radiation Per Month:

Increasing the tilt 15° in the winter or decreasing 15° in the summer gives the maximum sunlight for recharging the battery.



37°-46°



26°-37°



13°-26°



0°-13°

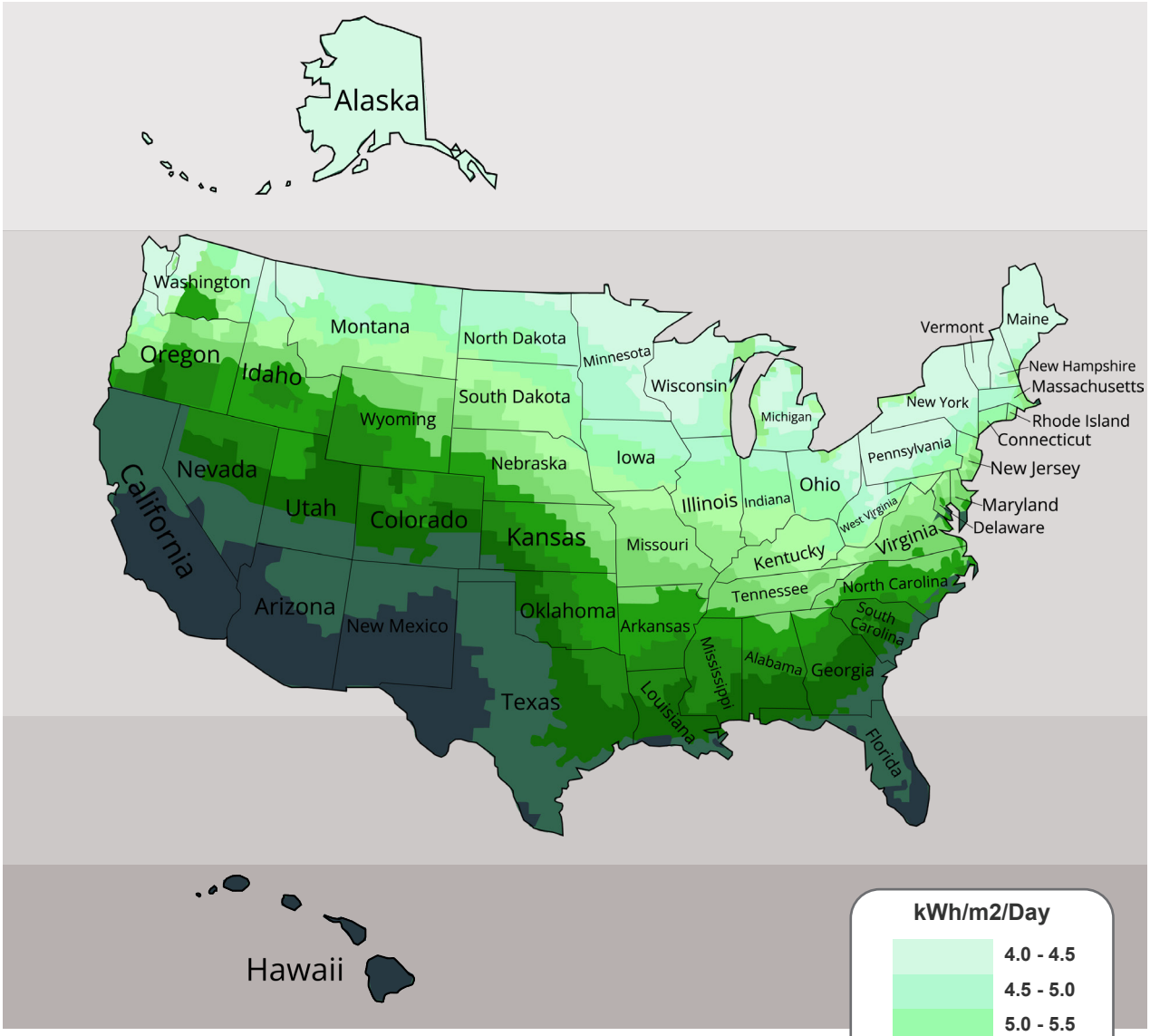

- The best facing direction for the solar panel is toward the south. facing west & east & north will provide less sunlight, resulting in a long time to charge the battery. The solar charge will be less optimal if the installation is facing north.

Note: Remote control not included MUST BE PURCHASED separately-1 Per Project:

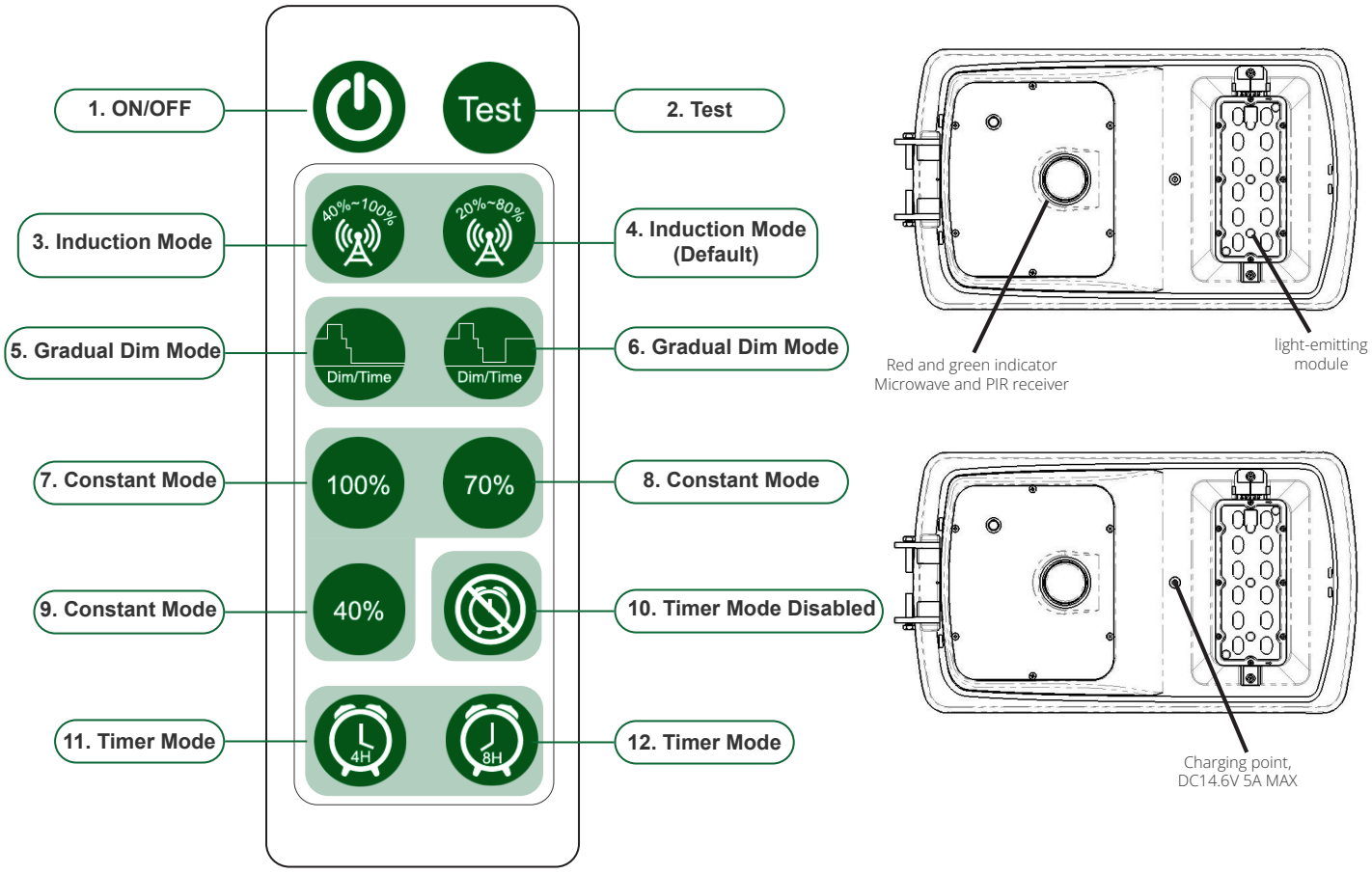

Function:

1. **ON/OFF:** when ON/OFF is pressed, the indicator blinks red if the fixture is fully charged and ready to work. the indicator blinks green if the battery power is less than 10%. If the indicator doesn't blink upon restart contact the manufacturer.
2. **Test:** To sync the remote control with the lighting fixture, press hold for 3 seconds then release this button. To test, press it once. If test is successful the fixture will light up to full brightness and dim down, and its ready for the next steps. If test is not successful, the fixture is either out of charge or turned off. Testing time lasts 10 seconds, then it goes back to the previous mode in use.
3. **Induction Mode 40% - 100%:** Constant 40% brightness (turn on at dusk, turn off at dawn); the light goes on 100% brightness for 30 seconds when motion is detected
4. **Induction Mode 20% - 80% (Default):** Constant 20% brightness (turn on at dusk, turn off at dawn); the light goes on 80% brightness for 30 seconds when motion is detected
5. **Gradual Dim Mode:** Based on night-time activities: 70% brightness for Hour 0 (Dusk)-0.5, 100% brightness for Hours 0.5-3.5, 70% brightness for Hour 3.5-4.5, 50% brightness for Hour 4.5-5.5, 20% brightness for Hours 5.5-11 (Dawn).
6. **Gradual Dim Mode:** Based on night-time activities with increased brightness for early risers: 70% brightness for Hour 0 (Dusk)-0.5, 100% brightness for Hours 0.5-3.5, 70% brightness for Hour 3.5-4.5, 50% brightness for Hour 4.5-5.5, 20% brightness for Hours 5.5-10, 70% brightness for Hour 10-11 (Dawn).
7. **Constant Mode 100%:** 100% brightness from dusk to dawn. Suitable for areas and seasons with sufficient sunlight.
8. **Constant Mode 70%:** 70% brightness from dusk to dawn. Suitable for areas and seasons with sufficient sunlight.
9. **Constant Mode 40%:** 40% brightness from dusk to dawn. Suitable for areas and seasons with sufficient sunlight.
10. **Timer Disabled:** Press this button to turn off Timer Mode; Settings go back to the previous mode that was set before timer mode.
11. **Timer Mode 4 Hours:** Light turns off 4 hours after it turns on (dusk). For example: Press this button at any time, if light turns on at 7pm, it will turn off at 11pm. It will repeat the same schedule hereafter until it is canceled by using ⑩ Timer Disabled.
12. **Timer Mode 8 Hours:** 8 Hours Light turns off 8 hours after it turns on (dusk). For example: Press this button at any time, if light turns on at 7pm, it will turn off at 3am. It will repeat the same schedule hereafter until it is canceled by using ⑩ Timer Disabled.

- The range of the remote control to the indicator is 16ft (Day time) to 33ft (Night time). Because the sunlight will impact the signal of the remote control, we recommend that users setup the mode before they install the light.