

SCXT SERIES Commercial Lighting

SCXT-4FT-20-40W-MCTP-D-FL


1" WIDE LINEAR SERIES FOR DIRECT T-GRID
MOUNTING OR SUSPENSION

Customer Name: _____

Project Name: _____


Note: _____

Type: _____



MCTP

Selection:



Linear Lighting can customize your desired length, look, and color temperature to either be suspended, surface mounted, or recessed to suit your needs. Ideal for Storage rooms, Offices Conference rooms, Retail Reception areas, Hallways Education facilities, hotels, and restaurants.

48"(L) x 1"(W) x 1 1/3"(H)

Features

- Opal Polycarbonate Lens-Direct (DOWN) Lighting
- Optional Recessed Mounting Kits Available
- Lens Type: Opal Polycarbonate Flat Lens
- MCTP: Multi Color Temperature and Power (Selectable with Switch Inside Fixture)

Technical Specifications

Electrical:

- Voltage: 120-277VAC 50/60Hz
- Wattage: 20W/30W/40W
- Power Factor: >0.95
- Total Harmonic Distortion: ≤ 20 %
- Efficacy: 110 LM/W

Mechanical:

- Low Profile Modern Design
- Aluminum Housing With Matte White Finish
- Custom Colors Available
- Lens Snaps into Housing
- Mounting Options: Surface, Suspended, Recessed
- IP Rating: IP54
- Each Fixture Comes With a 6-1/2" Pre-Installed Cable With Male RJ11 Connector Plugs Right Into The Driver
- External Driver needed. Calculate the total wattage and pick adequate driver(s) as power supply. each driver has 4 ports for 4 separate fixtures.
- Do not exceed the maximum wattage of the driver
- Order The SCXT-TGRID-SP1 To Install The Driver On Top Of a T-Bar. Or Install The Driver On a Joist
- Two T-Bar clips attached on top of the fixture ready to install on the grid
- Can be linked (W/ endcap on, not seamless) coupling bracket incl.
- Operating Temperature: -13°F~104°F

Lighting:

- Dimmable: 0~10V Dimming
- Total Lumens: 2200LM/3300LM/4400LM
- Color Temperatures: 3000K/3500K/4000K
- Multi-CCT and Power (Selectable with Switch Inside the Fixture)
- Color Rendering Index: CRI ≥ 80
- Up Light Option Available
- 50,000 Hours Rated Life
- 5-Year Warranty
- Beam Angle: 104.8°(H) x 100.5°(V)

Applications:

- Ideal for offices, hotels, corridors, saloons, libraries, meeting rooms, conference halls, and the best solution for modern lighting solutions
- It can be used in any indoor applications

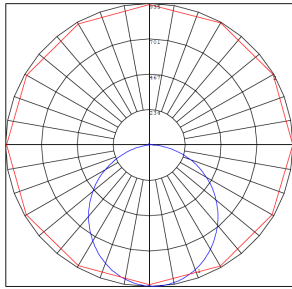
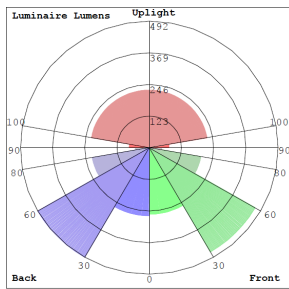
Other Models:

• 20W | 2200LM | SCXT-2FT-10-20W-MCTP-D-FL

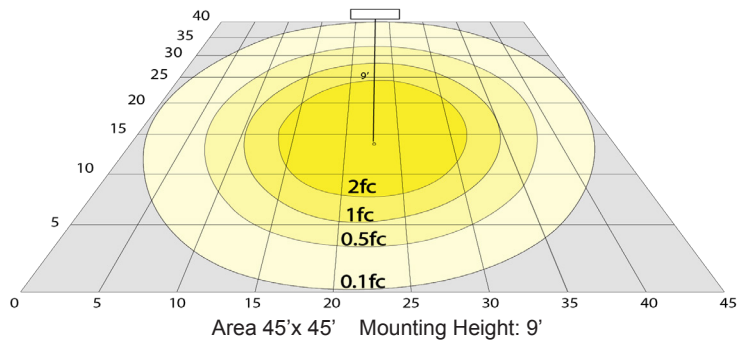
• 80W | 8800LM | SCXT-8FT-40-80W-MCTP-D-FL



Photometrics: SCXT-4FT-20-40W-MCTP-D-FL



BUD Rating: B1-U2-G1



Other Views:



SCXT-DRVK-RJ11-40W



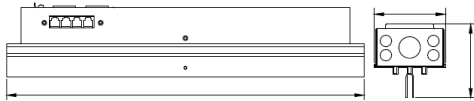
T-Bar Installation



Each Fixture Comes With a 6-1/2" Pre-Installed Cable With Male RJ11 Connector



The Driver Install on a T-Bar using T-Grid driver support Platform SCXT-TGRID-DSP1



Driver Box Dimension:
15" x 2.95" x 3.1"

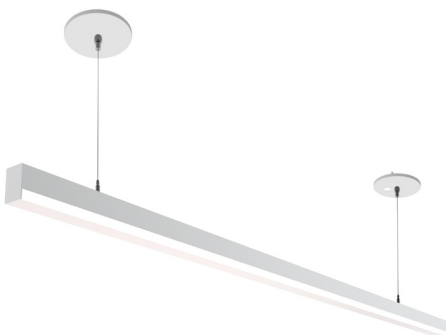
Performance Table: SCXT-4FT-20-40W-MCTP-D-FL

MODEL NO.	Wattage	Voltage	Lumens	Color Temp.	BUG Rating	LPW
SCXT-4FT-20-40W-MCTP-D-FL	20W 30W 40W	120~277V	2200LM 3300LM 4400LM	3000K 3500K 4000K	B1-U2-G1	110


Sample Ordering

Model Size Min. Max Wattage Color Temp Dimming Direction

SCXT - 4FT - 20 - 40W - MCTP - D - FL



SCXT Suspended
See the accessories section



SCXT Surface Mounted
No Accessories Required



Accessories:

Blank = No Option For Accessories

SCXT-DRVK-RJ11-40W = SCXT SERIES 20/30/40W DRIVER KIT

SCXT-TGRID-DSP1 = SCXT SERIES T-GRID DRIVER SUPPORT PLATFORM FOR UP TO 80W DRIVER KIT

SCXT-TB916CK4 = SCXT REPL. CLIP KIT FOR 9/16 GRIDS, FOR UP TO 4FT - CONTAINS 2 CLIPS

SCXT-CMP-RJ11-6FT = SCXT COMM. MULTI-PURP. CABLE WITH RJ11 ENDS - 6FT

SCXT-CMP-RJ11-8FT = SCXT COMM. MULTI-PURP. CABLE WITH RJ11 ENDS - 8FT

SCXT-CMP-RJ11-12FT = SCXT COMM. MULTI-PURP. CABLE WITH RJ11 ENDS - 12FT

SCXT-CMP-RJ11-24FT = SCXT COMM. MULTI-PURP. CABLE WITH RJ11 ENDS - 24FT

SCXT-RJ11-COUPPL = SCXT RJ11 COUPLING COMM. MULTI-PURP. CABLE WITH RJ11

SCL-CS1-6FT = ADJ. 6FT 1/16in SINGLE SUSPENSION CANOPY SET WITH KEY HOLE END CONNECTOR, NON-POWER SIDE

Factory-Installed Options:

Blank = No Option For Accessories

OPT-HBC-125BS-WH = 10FT, 15A, 125V, 18/3 STR, WHT

* More Factory-Installed Options Refer to page 6

SUSPENDED MOUNTING ACCESSORIES (NOT INCLUDED)



SCL-CS1P-6FT-NC



SCL-CS1-6FT



SCXT-CMP-RJ11-6FT
SCXT-CMP-RJ11-8FT
SCXT-CMP-RJ11-12FT
SCXT-CMP-RJ11-24FT



SCXT-RJ11-COUPPL



Top View




Bottom View

SCXT-TGRID-DSP1

FACTORY-INSTALLED OPTIONS:



OPT-HBC-125BS-WH



Switch is inside the driver

- External Driver needed. Calculate the total wattage and pick adequate driver(s) as power supply. each driver has 4 ports for 4 separate fixtures.
- Do not exceed the maximum wattage of the driver. If you exceed the total wattage by plugging in extra fixtures, all connected fixtures will be dimmed.
- Power switch on driver can reduce the fixture lumens to 75% or 50%, if desired. Dimming function remains active even in lower lumens.
- The CCT switch controls the color temperature of the up light as well as down light if up light option is added.

MOUNTING OPTIONS:


FLANGLSS RECESSED INSTALLATION IN WOOD CEILING

No additional accessories required.

Make recessed preparations by installing a horizontal plank of wood on top of the wood ceiling at a recessed height of 3 3/8".


Screw and anchor kit provided with each fixture can be used to fasten the top of the fixture to the wood plank through the holes on top of the fixture.

You can also install vertical wood boards on top of the ceiling at the edge of the opening and open the fixture and put screws through the side of the fixture housing to fasten it to the wood boards.




RECESSED MOUNT WITH FLANGE


Model	DESCRIPTION
OPT-SCX-FMR-4FT	Order this option and the fixture will be equipped with a 1/2" wide flange on four sides. Advanced design toggle-style brackets will also be provided, to adjust and hold the fixture against drywall or other hard ceilings from the top. When linking to another fixture or corner module, call us or send a copy of your plan along with your PO, and flanges will be removed on those ends that need to make a seamless connection.



FLANGELESS RECESS MOUNT IN DRYWALL (MUD-IN)


Model	DESCRIPTION	
OPT-SCX-MIF-4FT	Order this option and the fixture will be equipped with mud-in brackets on all four sides, mounted at 1/16" from the lens surface (specify if other spacing is needed). Advanced design toggle-style brackets will also be provided, to adjust and hold the fixture against the drywall ceiling from the top. When linking to another fixture or corner fixture module call us or send a copy of your plan along with your PO and flanges will be removed on those end that needs to make a seamless connection.	

SURFACE MOUNTING

<p>No additional accessories required. Screw and anchor kit provided with each fixture can be used to fasten the fixture directly to the hard surface through the holes on top of the fixture.</p>	
--	---

FACTORY-INSTALLED OPTIONS:

COLOR OF YOUR CHOICE

Model	DESCRIPTION	
OPT-SCX-CLR-4FT	Add this option and specify your desired color on your purchase order or provide a swatch to match. For painted flanged fixture or optional rod, mounting set please also add the relevant option below for each fixture.	
OPT-SCX-CLR-FRM	This is a painted flanges option.	

INDIRECT (UP) LIGHTING

Model	WATTS	COLOR TEMP	SIZE	
OPT-SCXT-ULM-4FT-MCTP	DIRECTS 30% OF POWER TO UP	3000K	4FT	
		3500K		
		4000K		



COLOR CHART: * Choose from one of our Premium Colors with no set-up fee.

Gloss:



SILVER METALLIC
70 GLOSS
T357-GR105



SILVER METALLIC
30 GLOSS
T353-GR06



DARK RED 90
GLOSS
P009-RD02



INTERNATIONAL
ORANGE 90
GLOSS
T009-OG26




SAFETY ORANGE
90 GLOSS
T009-OG01



YELLOW 90
GLOSS
T009-YL14



YELLOW 90
GLOSS
T009-YL01



TRAFFIC GREEN
70 GLOSS
T007-GN16



GREEN 70 GLOSS
T007-GN13



GREEN 60 GLOSS
C006-GN03



BLUE 90 GLOSS
T009-BL01



DARK BLUE 80
GLOSS
T008-BL20



RAL 8028 TERRA
BROWN 90 GLOSS
C209-BR358

Hammer:




WHITE HAMMER
T013-WH09



BEIGE HAMMER
T013-BG38



GREY HAMMER
C013-GR08



SILVER
HAMMERTONE
T064-GR05




BLACK HAMMER
T013-BK62



RED HAMMER
T013-RD15



GREEN HAMMER
T013-GN220



BLUE HAMMER
T013-BL468



BRONZE HAMMER
T012-BR161

Texture:



WHITE TEXTURE
C031-WH120



FLINT GRAY
TEXTURE
T243-GR522



BLACK TEXTURE
C241-BK109



RED TEXTURE
T241-RD129



BLUE TEXTURE
C241-BL544



OIL RUBBED
BRONZE TEXTURE
T291-BR251


Vein:



BLACK/WHITE
VEIN
T075-WH34



SILVER VEIN
T375-BK26



COPPER VEIN
EXTERIOR
T075-BK211



GOLD VEIN
T375-BK10



COPPER VEIN
T375-BK07

