

# SCX2 SERIES Commercial Lighting

SCX2-6FT-60W-MCT4-D-TR  
TRACK LIGHT

**WESTGATE**  
THE FUTURE IS HERE...AND IT'S QUITE BRIGHT!

Customer Name: \_\_\_\_\_

Project Name: \_\_\_\_\_

Note: \_\_\_\_\_

Type: \_\_\_\_\_

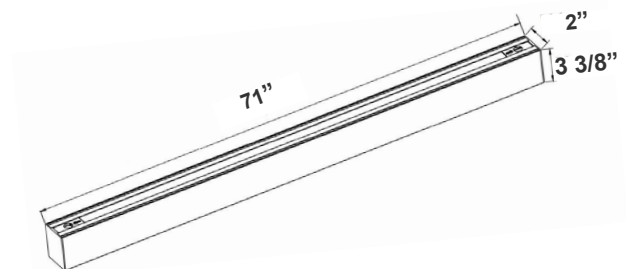


**MCT4**

Custom:



Selection:



71"(L) x 2"(W) x 3 3/8"(H)

A member of the SCX family of Superior Linear Lights. A most comprehensive selection of linear lighting for all applications. Ideal for, retail locations, offices, lobbies, conference rooms, reception areas, hallways, educational facilities, hotels, and restaurants.

## Features

- LED Superior Architectural Lights
- Seamless Linkable Linear Lighting System
- Opal Polycarbonate Lens-Direct (DOWN) Lighting
- Optional Recessed & Wall Mounting Kits Available
- Optional Louver Version Lens Available
- Lens Type: Opal Polycarbonate Lens
- MCT: Multi Color Temperature (Selectable Switch Inside Fixture)

## Technical Specifications

### Electrical:

- Voltage: 120-277VAC 50/60Hz
- Wattage: 60W
- Power Factor: >0.95
- LWP: 110
- Total Harmonic Distortion:  $\leq 20\%$

### Mechanical:

- Low Profile Modern Design
- Aluminum Housing With Matte White Finish
- Custom Colors Available
- Lens Snaps into Housing
- Track is not included. Fits HALO™ & Compatible Systems
- Make Different Connections Via T/L/X Joints on Both Ends
- Mounting Options: Surface, Suspended, Wall, Recessed
- IP Rating: IP54
- Operating Temperature: -13°F~104°F

### Lighting:

- Dimmable: 0~10V Dimming
- Total Lumens: 6600LM
- Color Temperatures: 3000K/3500K/4000K/5000K
- Multi-CCT(Selectable Switch Inside Fixture)
- Color Rendering Index: CRI  $\geq 80$
- Up Light Option Available
- 50,000 Hours Rated Life
- 5-Year Warranty
- Beam Angle: 104.8°(H) x 100.5°(V)

### Applications:

- Ideal for offices, hotels, corridors, saloons, libraries, meeting rooms, conference halls, and the best solution for modern lighting solutions
- It can be used in any indoor applications

### Other Models:

• 20W | 2084LM | SCX2-2FT-20W-MCT4-D-TR • 30W | 3133LM | SCX2-3FT-30W-MCT4-D-TR • 40W | 4179LM | SCX2-4FT-40W-MCT4-D-TR • 80W | 8359LM | SCX2-8FT-80W-MCT4-D-TR

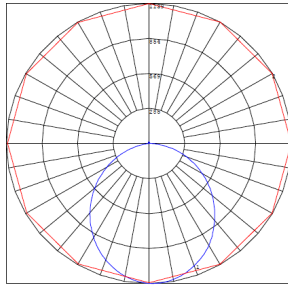
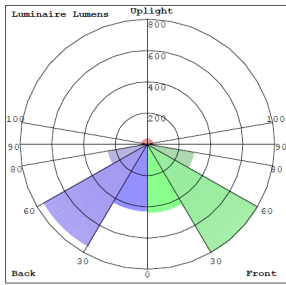


Phone: (877) 805-2252 | Fax: (877) 805-2252  
www.westgatemfg.com |

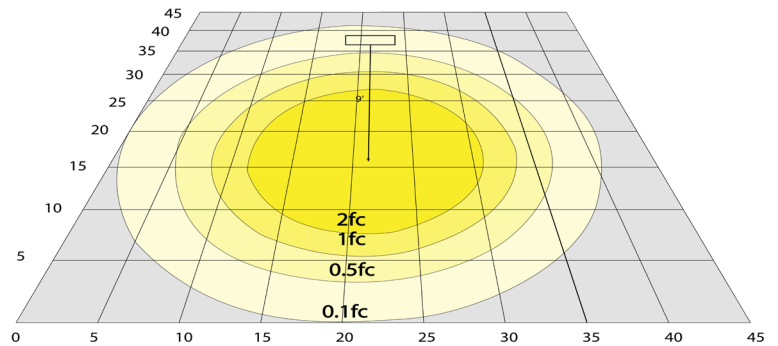


WG-08182022

## Photometrics: SCX2-6FT-60W-MCT4-D-TR



BUD Rating: B1-U2-G1



Area 45'x 45' Mounting Height: 9'

## Other Views:



Side View



Front View



Back View

## Performance Table: SCX2-6FT-60W-MCT4-D-TR

| MODEL NO.              | Wattage | Voltage  | Lumens | Color Temp.                      | BUG Rating | LPW |
|------------------------|---------|----------|--------|----------------------------------|------------|-----|
| SCX2-6FT-60W-MCT4-D-TR | 60W     | 120~277V | 6600LM | 3000K<br>3500K<br>4000K<br>5000K | B1-U2-G1   | 110 |

## Sample Ordering

| Model | Size | Wattage | Color Temp. | Feature | Track |
|-------|------|---------|-------------|---------|-------|
| SCX2  | 6FT  | 60W     | MCT4        | D       | TR    |

## Accessories:

Blank = No Option For Accessories

**SCL-6FT-SJTW18/5** = 6ft White Cord, SJTW 18 AWG 5-Conductor (Black, White, Green + Purple & Gray for 0-10V Dimming)

**SCL-6FT-SJTW18/5-100FT** = 100ft Roll of White Cord, SJTW 18 AWG 5-Conductor (Black, White, Green + Purple & Gray for 0-10V Dimming)

**SCL-6FT-SJTW18/5-100FT-BK** = 100ft Roll of Black Cord, SJTW 18 AWG 5-Conductor (Black, White, Green + Purple & Gray for 0-10V Dimming)

**SCL-6FT-SJTW18/6-100FT** = 100ft Roll of Black Cord, SJTW 18 AWG 6-Conductor (Black, White, Green + Purple & Gray for 0-10V Dimming + Red for Backup Invertor)

**SCL-ASC-500FT** = 1/16" 500 ft. Steel Aircraft Cable Suspension

## Factory-Installed Options:

Blank = No Option For Accessories

**OPT-HBC-125BS-WH** = 10FT, 15A, 125V, 18/3 STR, WHT

## SUSPENDED MOUNTING ACCESSORIES (NOT INCLUDED)



SCL-6FT-SJTW18/5-100FT  
SCL-6FT-SJTW18/6-100FT



SCL-6FT-SJTW18/5-100FT-BK



SCL-ASC-500FT



SCL-6FT-SJTW18/5

## FACTORY-INSTALLED OPTIONS:




OPT-HBC-125BS-WH

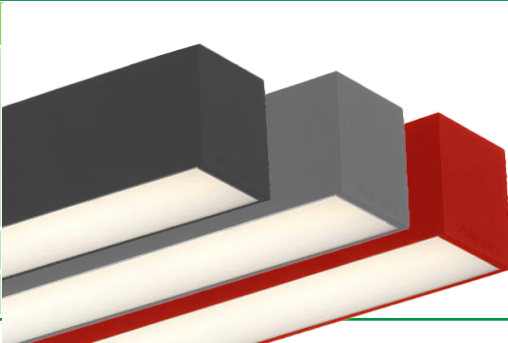


## FACTORY-INSTALLED OPTIONS:

### LIGHTS SCX FLEXIBLE LENS ROLL 25FT OR 100FT

| Model               | SIZE  | DESCRIPTION   |  |
|---------------------|-------|---|---|
| SCX2-FLEXLENS-25FT  | 25FT  | Flex lenses can be cut to different lengths, enabling precise customization according to the installation area. This allows for a seamless fit, reducing gaps or visible transitions between different sections of the SCX lights |   |
| SCX2-FLEXLENS-100FT | 100FT |   |   |

### COLOR OF YOUR CHOICE

| Model              | DESCRIPTION   |  |
|--------------------|---|--|
| OPT-SCX-CLR-6FT    | Add this option and specify your desired color on your purchase order or provide a swatch to match. For painted flanged fixture or optional rod, mounting set please also add the relevant option below for each fixture. |  |
| OPT-SCX-CLR-FRM    | This is a painted flanges option.   |  |
| OPT-SCX-CLR-RODSET | This is a painted rod set option.   |  |

### INDIRECT (UP) LIGHTING


| Model                    | WATTS                                | LUMENS                               | COLOR TEMP                       | SIZE |  |
|--------------------------|--------------------------------------|--------------------------------------|----------------------------------|------|---|
| OPT-SCX-ULM-6FT-24W-MCT4 | 24W                                  | 2400LM<br>2472LM<br>2520LM<br>2592LM | 3000K<br>3500K<br>4000K<br>5000K | 6FT  |   |
| OPT-SCX-ULM-BU           | Indirect (up) light with blue color  |                                      |                                  |      |   |
| OPT-SCX-ULM-GR           | Indirect (up) light with green color |                                      |                                  |      |   |

### DEDICATED WIRING FOR UPLIGHT CONTROL


| Model                | DESCRIPTION  |        |                                  |      |
|----------------------|--|--------|----------------------------------|------|
| OPT-SCX-ULC-6FT-MCT4 | Dedicated Wiring For Uplight Control By Installing A Separate Electrical Circuit And Compatible Driver For Uplighting. This Ensures Independent Control And Power Management. A Driver Regulates The Voltage And Current Supplied To The Uplights, Allowing For Precise Brightness And Color Control, Often Through A Dimmer Or automation System. |        |                                  |      |
|                      | WATTS  | LUMENS | COLOR TEMP                       | SIZE |
|                      | 24W  | 2400LM | 3000K<br>3500K<br>4000K<br>5000K | 6FT  |
|                      |  | 2472LM |                                  |      |
|                      |  | 2520LM |                                  |      |
|                      |  | 2592LM |                                  |      |




## EMERGENCY BATTERY BACKUP

| Model         | DESCRIPTION  |  |
|---------------|--|--|
| OPT-EM-CM1INT | This is an option for a 90-minute backup battery installation. If you need to order this series for the fixture, please have your purchase order ready and call us or specify on the order which fixture to install this option and the test button. |  |

## BI-LEVEL MOTION SENSOR

| Model        | DESCRIPTION   |   |
|--------------|---|---|
| OPT-SEN-SCX2 | This option installs an advanced motion sensor that will turn the lights on when the area is occupied. When the area is cleared, after a preset hold time of 5 sec or more the lights are dimmed to a standby level of 30% or more. If still no motion is detected, after the standby period, the light is turned off. All setting is programmable with a remote control. |  |
| OPT-WEC-3RC  | This is an optional remote control for sensor.  |   |

## WOOD TRIMS

| Model                    | DESCRIPTION           |  |
|--------------------------|-----------------------|--|
| OPT-SCX2-WK02-6FT-MAPLE  | 6FT MAPLE FINISH      |  <div> <div>MAPLE</div> <div>WALNUT</div> <div>FRENCH OAK</div> <div>EBONY</div> </div> |
| OPT-SCX2-WK02-6FT-WALNUT | 6FT WALNUT FINISH     |  |
| OPT-SCX2-WK02-6FT-FREOAK | 6FT FRENCH OAK FINISH |  |
| OPT-SCX2-WK02-6FT-EBONY  | 6FT EBONY FINISH      |  |

## SCX INSTALLED ACOUSTIC OPTIONS

| Model                     | DESCRIPTION                       |  |
|---------------------------|-----------------------------------|--|
| OPT-SCX-AK-6FT-9MM-HY2210 | 9mm Fiber Acoustic Kit, Dark Blue |  |
| OPT-SCX-AK-6FT-9MM-HY2204 | 9mm Fiber Acoustic Kit, Dark Gray |  |





## COLOR CHART: \* Choose from one of our Premium Colors with no set-up fee.

### Gloss:



SILVER METALLIC  
70 GLOSS  
T357-GR105



SILVER METALLIC  
30 GLOSS  
T353-GR06



DARK RED 90  
GLOSS  
P009-RD02



INTERNATIONAL  
ORANGE 90  
GLOSS  
T009-OG26



SAFETY ORANGE  
90 GLOSS  
T009-OG01



YELLOW 90  
GLOSS  
T009-YL14



YELLOW 90  
GLOSS  
T009-YL01



TRAFFIC GREEN  
70 GLOSS  
T007-GN16



GREEN 70 GLOSS  
T007-GN13



GREEN 60 GLOSS  
C006-GN03



BLUE 90 GLOSS  
T009-BL01



DARK BLUE 80  
GLOSS  
T008-BL20



RAL 8028 TERRA  
BROWN 90 GLOSS  
C209-BR358

### Hammer:




WHITE HAMMER  
T013-WH09



BEIGE HAMMER  
T013-BG38




GREY HAMMER  
C013-GR08



SILVER  
HAMMERTONE  
T064-GR05




BLACK HAMMER  
T013-BK62



RED HAMMER  
T013-RD15



GREEN HAMMER  
T013-GN220



BLUE HAMMER  
T013-BL468



BRONZE HAMMER  
T012-BR161

### Texture:



WHITE TEXTURE  
C031-WH120



FLINT GRAY  
TEXTURE  
T243-GR522




BLACK TEXTURE  
C241-BK109



RED TEXTURE  
T241-RD129



BLUE TEXTURE  
C241-BL544




OIL RUBBED  
BRONZE TEXTURE  
T291-BR251


### Vein:



BLACK/WHITE  
VEIN  
T075-WH34



SILVER VEIN  
T375-BK26



COPPER VEIN  
EXTERIOR  
T075-BK211



GOLD VEIN  
T375-BK10



COPPER VEIN  
T375-BK07

