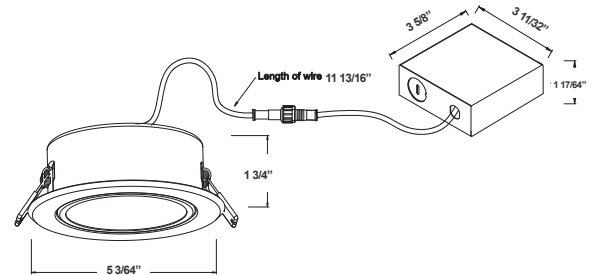


# RSL SERIES RESIDENTIAL LIGHTING

RSL4-ADJ-MCT5-WP  
LED ULTRA SLIM RECESSED LIGHTS  
**MCT5** Multi Color Temperature (Selectable)

Customer Name: \_\_\_\_\_  
Project Name: \_\_\_\_\_  
Note: \_\_\_\_\_ | Type: \_\_\_\_\_



LED DOWNLIGHTS (SMOOTH TRIM) - 4" ROUND Ideal for New As Well As Old Residential And Commercial Constructions.

5 3/64"(W) x 1 3/4"(H)

## Features

- 4" Smooth Recessed Trim
- Multi CCT (Selectable Switch On The Back of the Driver )
- Isolated Driver For Improved Thermal Management
- 5-Year Warranty
- Spun Aluminum with White Powder Coat Finish

## Technical Specification

### Electrical:

- Voltage: 120V AC
- Output Voltage: 36VDC
- Power Factor: >0.90
- Wattage: 9W
- Efficacy: 70 LPW
- Total Harmonic Distortion: ≤15 %

### Mechanical:

- 1/4" Thick
- Up to 9 AWG18 Wires
- Die-Cast Aluminum With White Powder Coat Finish
- Pot Light Housing is Not Required Even For Insulated Ceiling
- Junction box 1" Thick Included With Fixture
- Typel Crated: Approved For Direct Contact With Insulation
- Indoor or covered outdoor use only. Direct UV exposure may cause discoloration or material degradation within 1 to 3 years in high-UV environments, coastal, or high altitude areas
- Maximum Ambient Temperature: -4°F to 104°F
- Suitable For Wet Location

### Lighting:

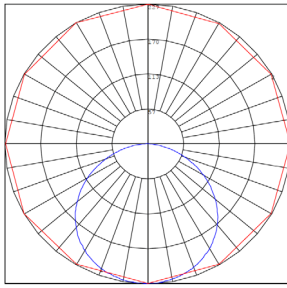
- Dimming: Dimmable Down to 10% Using a Standard TRIAC LED Dimmer
- Lens: 0.125" White Translucent Acrylic
- Can Rotate after Installation to Align
- LED: Seoul DOB (Driver On Board) Technology
- Optics: White Translucent Acrylic
- Total Lumens: 630LM
- Color Temperatures: 2700K/ 3000K/ 3500K/ 4000K/ 5000K
- Multi CCT (Selectable Switch On The Back of the Driver )
- Color Rendering Index: CRI ≥ 80
- Beam Angle: 100°-110°
- Rated life: 50,000 hrs

### Applications:

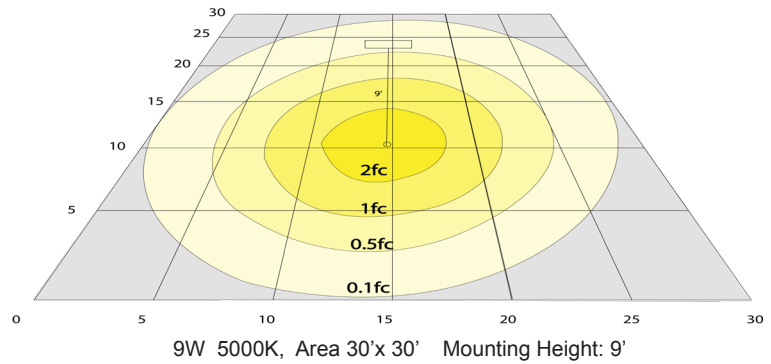
- LED recessed trims have been designed to be a flexible lighting solution for new construction applications, Ideal for closets, storage areas, attics, corridors, or general lighting solutions for residential and commercial applications



## Photometrics: RSL4-ADJ-MCT5-WP



BUG Rating: B2-U1-G0



## Other Views:



Side View



Front View



Junction box 1-1/4" thick included with fixtures  
Back View

## Performance Table: RSL4-ADJ-MCT5-WP

MODEL NO.	Wattage	Voltage	Lumens	Color Temp.	BUG Rating	LPW
RSL4-ADJ-MCT5-WP	9W	120V	630LM	2700K	B2-U1-G0	70
				3000K		
				3500K		
				4000K		
				5000K		

## Sample Ordering

Model

Color Temp.

RSL4 - ADJ - MCTP5 - WP

### Accessories:

Blank = No Option For Accessories  
 RSL-EXT-10FT-MCT = 10 FT. EXTENSION CABLE FOR USE WITH ALL SLIM LIGHT  
 RSL4-RI-13 = 4" ROUND ROUGH-IN PLATE, 13" LONG  
 RSL4-RI = 4" ROUND ROUGH-IN PLATE, 26" LONG  
 RSL-346-RIBH = 3", 4", 6" (ADJUSTABLE) ROUND GALVANIZED PLATE WITH BAR HANGERS  
 RSL4-GR = GOOF RING FOR 4IN LIGHTS WITH BUTTERFLY WINGS

### Factory-Installed Option:

Blank = No Option For Accessories  
 OPT-EM-DL1EXT = EXTERNAL BATTERY BACKUP

### ACCESSORIES:



**RSL4-RI-13**  
4" Round Rough-in Plate,  
13" Long



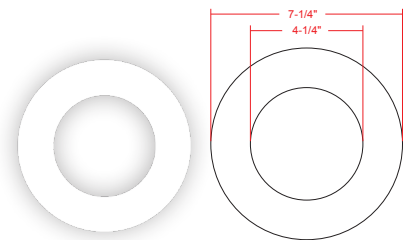
**RSL-EXT-10FT-MCT**  
10 Ft. Extension Cable For use  
with all Slim Light



**RSL-346-RIBH**  
3", 4", 6" (Adjustable) Round Galvanized  
plate with Bar Hangers



**RSL4-RI**  
4" Round Rough-in Plate,  
26" Long



**RSL4-GR**  
Goof Ring For 4in Lights With Butterfly  
Wings

### FACTORY-INSTALLED OPTION:



**OPT-EM-DL1EXT**  
EXTERNAL BATTERY BACKUP



## Compatible Dimmer List:

MODEL NO.	BRAND
6631-1LT	LEVITON
MACL-153MLH-AL	LUTRON
TGCL-153PH-LA	LUTRON
DVW-603PGH-WH	LUTRON
CT-600PR-WH	LUTRON
LGCL-153PHL-IV	LUTRON
TGCL-153PH-LA	LUTRON
LSLV603PWV	LUTRON
6674-POW	LEVITON
DVCL-153P	LUTRON
MSCL-OP153P	LUTRON
CTCL-153P	LUTRON
MACL-153M	LUTRON
HCL453PTCCCV6	PASS & SEYMOUR
LSLV603PWV	PASS & SEYMOUR

