

RDP SERIES

LED Retrofit Trims

RDPF6-MCT5

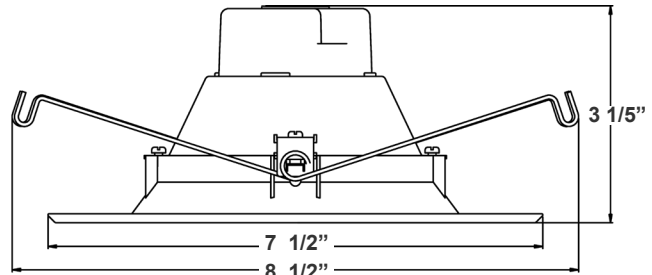
WESTGATE
THE FUTURE IS HERE...AND IT'S QUITE BRIGHT!



Customer Name: _____

Project Name: _____

Note: _____ | Type: _____



8 1/2" x 3 1/5"

LED retrofit trims have been designed to be a flexible lighting solution for retrofit and new construction applications, Ideal for closets, storage areas, attics, corridors, or general lighting solutions for residential and commercial applications.

Features

- 6" Baffle Recessed Trim
- JA8-E-2019 & Title 24 Compliant (approved by the state of California and registered with the California Energy Commissions (CEC))
- 5-Year Warranty
- Composite Polycarbonate
- Multi CCT and Power (Selectable Switch on the Back of the driver)

Technical Specifications

Electrical:

- Voltage: 120V AC
- Power Factor: >0.90
- Wattage: 17W/13W/10W
- Efficacy: 80 LPW
- Total Harmonic Distortion: ≤15 %

Mechanical:

- Composite Polycarbonate, White Finish
- Maximum Ambient Temperature: 104°F
- Includes 8" Medium Base E-26 Screw-in Adapter That Fits any Standard Incandescent Down-light
- Fits in Standard and Shallow 5" & 6" Recessed Housings
- White Translucent Acrylic Lens
- Wet Location, O-Ring pre-installed in fixture
- White Finish
- 5-Year Warranty

Lighting:

- Dimming: TRIAC Dimming (Using Standard TRIAC LED Dimmers)
- Multi CCT and Power (Selectable Switch on the Back)
- Total Lumens: 1360LM Max.
- Color Temperatures: 2700K/3000K/3500K/4000K/5000K
- Color Rendering Index: CRI ≥ 90
- Rated life: 50,000 hrs

Applications:

- LED retrofit trim have been designed to be a flexible lighting solution for retrofit and new construction applications, Ideal for closets, storage areas, attics, corridors, or general lighting solutions for residential and commercial applications

Other Models:

- 13W | 1040LM | RDPF4-MCTP

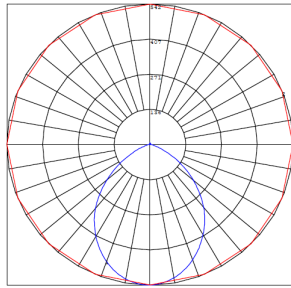
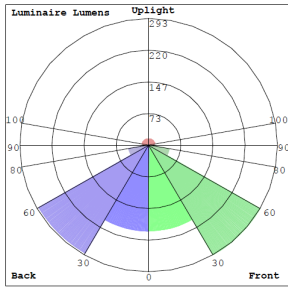


Phone: (877) 805-2252 | Fax: (877) 805-2252
www.westgatemfg.com |

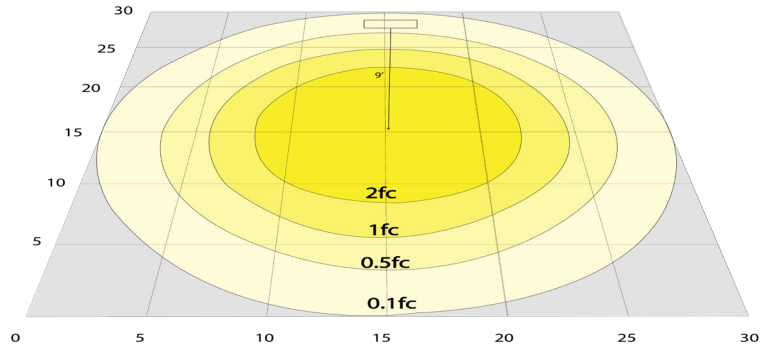


WG-02 142022

Photometrics: RDPF6-MCTP




BUG Rating: B1-U2-G1



Simulation Based on 2700K Area 30'x 30' Mounting Height: 9'

Other Views:



Side View



Front View



Back View

Performance Table: RDPF6-MCTP

MODEL NO.	Wattage	Voltage	Lumens	Color Temp.	BUG Rating	LPW
RDPF6-MCTP	10W	120V	800	2700K/ 3000K/ 3500K/ 4000K/ 5000K	B0-U2-G1	80
	13W		1040			
	17W		1360			

Compatible Dimmer List:

MODEL NO.	BRAND	MODEL NO.	BRAND	MODEL NO.	BRAND
CTCL-153PDH-WH	LUTRON	DW6HD-1BZ	LEVITON	RHCL453PW	LEGRAND
DVCL-153P-WH	LUTRON	LIGH ALMOND NO.6672 600W	LEVITON		
DVCL-153PR-WH	LUTRON	WHITE NO.IPL06 600W	LEVITON		
MACL-153M-WH	LUTRON	WHITE NO.6674 600W	LEVITON		
MACL-153MH-WH	LUTRON				

Sample Ordering

Model Color Temp.

RDPF6 - MCTP

Accessory:

Blank = No Option For Accessories

E26-CONVERTER = SCREW-IN ADAPTER THAT FITS ANY STANDARD

Factory-Installed Option:

Blank = No Option For Accessories

OPT-EM-DL1EXT = EXTERNAL BATTERY BACKUP

Example:

- RDPF6-MCTP (FOR RDPF6 13W MCTP FIXTURE 120V)
- RDPF6-MCTP OPT-EM-DL1EXT (FOR RDPF6 13W MCTP FIXTURE 120V) (EXTERNAL BATTERY BACKUP)

ACCESSORY:



E26-CONVERTER

Includes Medium Base E-26
Screw-in Adapter That Fits Any
Standard

FACTORY-INSTALLED OPTION:



OPT-EM-DL1EXT EXTERNAL BATTERY BACKUP

