

# RDL SERIES

RESIDENTIAL LIGHTING

**WESTGATE**  
THE FUTURE IS HERE...AND IT'S QUITE BRIGHT!

RDL4-ADJ-MCT5  
LED TRIMS



Selection:



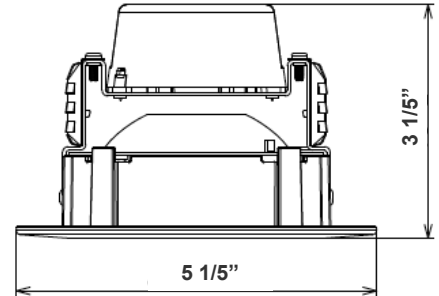
**MCT5**

Customer Name: \_\_\_\_\_

Project Name: \_\_\_\_\_

Note: \_\_\_\_\_

Type: \_\_\_\_\_



5 1/5"(D) x 3 1/5"(H)

LED DOWNLIGHTS (SMOOTH TRIM) - 4" ROUND Ideal for New as well as old residential and commercial constructions.

## Features

- 4" Smooth Recessed Trim
- Multi CCT (Selectable Switch on the Back of the driver )
- Isolated Driver for Improved Thermal Management
- Can Rotate after Installation to Align
- 5-Year Warranty
- Trim Ring: Integrated Spun Aluminum White Powder Coat Finish
- Tilts to 45°

## Technical Specifications

### Electrical:

- Voltage: 120V AC
- Output Voltage: 36VDC
- Power Factor: >0.90
- Wattage: 8W
- Efficacy: 81 LPW
- Total Harmonic Distortion: ≤15 %

### Mechanical:

- Spun Aluminum with White Powder Coat Finish
- Includes 8" Medium Base E-26 Screw-in Adapter That Fits any Standard Incandescent Down-light
- Maximum Ambient Temperature: 104°F
- Fits in Standard 4" Recessed Housings
- Rated life: 50,000 hrs
- Damp Location

### Lighting:

- Dimming: TRIAC Dimming (Using Standard TRIAC LED Dimmers)
- LED: Epistar Chip (COB) and Driver—35,000-hour Design Life
- Can Rotate after Installation to Align
- Adjustable Lens" & "Tilts 45°
- Optics: White Translucent Acrylic Lens
- Total Lumens: 850LM Max.
- Color Temperatures: 2700K/ 3000K/ 3500K/ 4000K/ 5000K
- Multi CCT (Selectable Switch on the Back of the driver )
- Color Rendering Index: CRI ≥ 90

### Applications:

- LED retrofit trim have been designed to be a flexible lighting solution for retrofit and new construction applications, Ideal for closets, storage areas, attics, corridors, or general lighting solutions for residential and commercial applications

### Other Models:

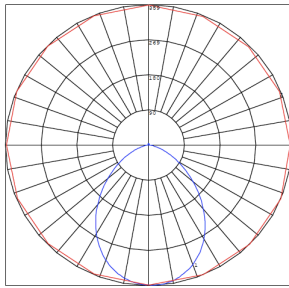
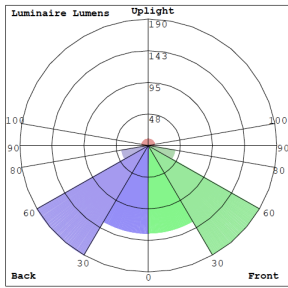
- 11W | 1400LM | RDL6-ADJ-MCT5



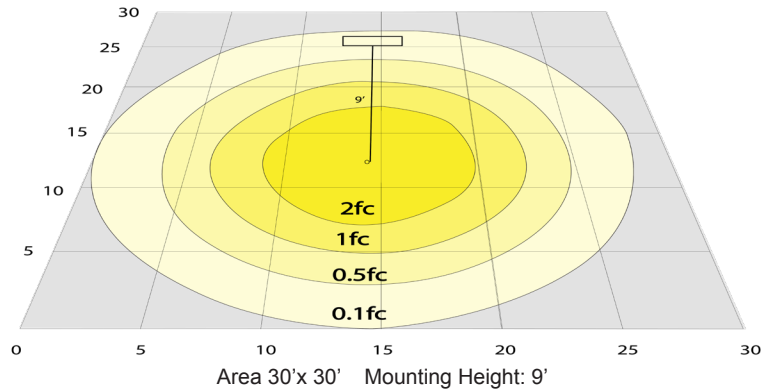
Phone: (877) 805-2252 | Fax: (877) 805-2252  
www.westgatemfg.com | www.westgatecontrols.co



## Photometrics: RDL4-ADJ-MCT5




BUG Rating: B1-U1-G0



## Other Views:



Side View



Front View



Back View

## Performance Table: RDL4-ADJ-MCT5

MODEL NO.	Wattage	Voltage	Lumens	Color Temp.	BUG Rating	LPW
RDL4-ADJ-MCT5	8W	120V	650LM	2700K	B1-U1-G0	81
			700LM	3000K		
			750LM	3500K		
			800LM	4000K		
			850LM	5000K		

## Sample Ordering

Model Lens Feature Color Temp.

RDL4 - ADJ - MCT5

## Factory-Installed Option:

Blank = No Option For Accessories  
OPT-EM-DL1EXT = EXTERNAL BATTERY BACKUP

### ACCESSORY:



#### E-26

Includes Medium Base E-26  
Screw-in Adapter That Fits Any  
Standard

### FACTORY-INSTALLED OPTION:



OPT-EM-DL1EXT  
EXTERNAL BATTERY BACKUP

## Example:

1. RDL4-ADJ-MCT5

(FOR RDL4 10W MCT5 FIXTURE 120V)

2. RDL4-ADJ-MCT5  
OPT-EM-DL1EXT

(FOR RDL4 10W MCT5 FIXTURE 120V)  
(EXTERNAL BATTERY BACKUP)



## Compatible Dimmer List:

MODEL NO.	BRAND	MODEL NO.	BRAND
LUXDM600-12 600W	ALMOND	S-600-IV 600W	LUTRON
SDM3/1000/WHTTE 1000W	AH	S-600-AL 600W	LUTRON
SDM/600/WHTTE 600W	AH	D-600R-IV 600W	LUTRON
18024 600W	GE	DV-603PH-WH 600W	LUTRON
6683 600W	LEVITON	S-603PH-WH 600W	LUTRON
6631-LA 600W	LEVITON	AY-600P-WH	LUTRON
LIGHT ALMOND NO.6672 600W	LEVITON	AYCL-153PH	LUTRON
603-6631-A 600W	LEVITON	SELV-300P-WH	LUTRON
6631-A 600W	LEVITON	DV-600P-WH	LUTRON
White/Lvory/Light Almond IPI10-1LZ 600W	LEVITON	SCL-153PH-WH	LUTRON
DV-603P600W	LUTRON	MACL-153MH-WH	LUTRON
S-600 600W	LUTRON	DVCL-253PH	LUTRON
DV-603PH-WH 600W	LUTRON	MSCL-OP153MH-WH	LUTRON
DV-600PH-WH 600W	LUTRON	MACL-153MLH-WH	LUTRON
S-603PGH-WH 600W	LUTRON	6683 600W	LEVITON
S-10PH 1000W	LUTRON	6631-LA 600W	LEVITON
D-600RH-DK 600W	LUTRON	LIGHT ALMOND NO.6672 600W	LEVITON
TG-600PH-WH 600W	LUTRON	603-6631-A 600W	LEVITON
SCL-153P-WH 600W	LUTRON	6631-A 600W	LEVITON
D-600R-WH 600W	LUTRON	White/Lvory/Light Almond IPI10-1LZ 600W	LEVITON

