

RDDF SERIES

LED Retrofit Trims

RDDF6-MCT5
BAFFLE PC DOB RECESS TRIM

MCT5 Multi Color Temperature (Selectable)



LED retrofit trims have been designed to be a flexible lighting solution for retrofit and new construction applications, Ideal for closets, storage areas, attics, corridors, or general lighting solutions for residential and commercial applications.

Features

- 6" Baffle Recessed Trim
- Multi CCT (Selectable Switch on the Back of the driver)
- 5-Year Warranty
- Composite Polycarbonate

Technical Specifications

Electrical:

- Voltage: 120V AC
- Power Factor: >0.90
- Wattage: 10W
- Efficacy: 100 LPW

Mechanical:

- Composite Polycarbonate, White Finish
- Maximum Ambient Temperature: 104°F
- 8" E26 Adaptor Included
- Fits in Standard and Shallow 5" & 6" Recessed Housings
- Rated life: 50,000 hrs
- White Finish
- 5-Year Warranty

Other Models:

- 6.5W | 650LM | RDDF4-MCT5

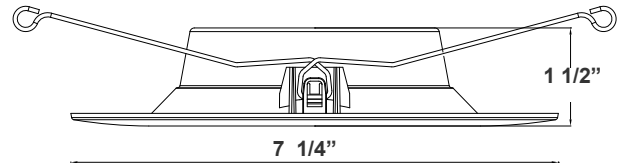
WESTGATE
THE FUTURE IS HERE...AND IT'S QUITE BRIGHT!

Customer Name: _____

Project Name: _____

Note: _____

Type: _____



1 1/2"(H) x 7 1/4"(W)

Lighting:

- Dimming: TRIAC Dimming (Using Standard TRIAC LED Dimmers)
- Total Lumens: 1000LM
- Color Temperatures: 2700K/3000K/3500K/4000K/5000K
- Multi CCT (Selectable Switch on the Back of the driver)
- Color Rendering Index: CRI ≥ 90

Applications:

- LED retrofit trim have been designed to be a flexible lighting solution for retrofit and new construction applications, Ideal for closets, storage areas, attics, corridors, or general lighting solutions for residential and commercial applications

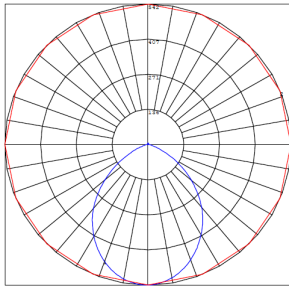
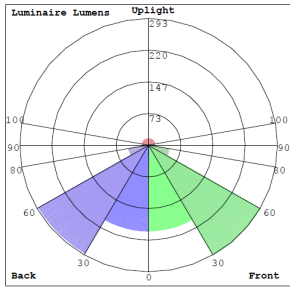


Phone: (877) 805-2252 | Fax: (877) 805-2252
www.westgatemfg.com |

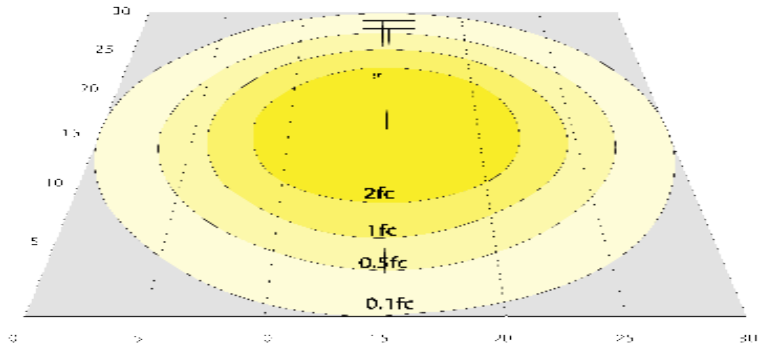


WG-12122023

Photometrics: RDDF6-MCT5



BUG Rating: B1-U2-G1



Simulation Based on 2700K Area 30'x 30' Mounting Height: 9'

Other Views:



Side View



Back View

Performance Table: RDDF6-MCT5

MODEL NO.	Wattage	Voltage	Lumens	Color Temp.	BUG Rating	LPW
RDDF6-MCT5	10W	120V	1000LM	2700K/3000K/3500K/4000K/5000K	B0-U2-G1	100

Compatible Dimmer List:

MODEL NO.	BRAND	MODEL NO.	BRAND	MODEL NO.	BRAND
CTCL-153PDH-WH	LUTRON	DW6HD-1BZ	LEVITON	RHCL453PW	LEGRAND
DVCL-153P-WH	LUTRON	LIGH ALMOND NO.6672 600W	LEVITON		
DVCL-153PR-WH	LUTRON	WHITE NO.IPL06 600W	LEVITON		
MACL-153M-WH	LUTRON	WHITE NO.6674 600W	LEVITON		
MACL-153MH-WH	LUTRON				

Sample Ordering

Model Color Temp.

RDDF6 - MCT5

Factory-Installed Option:

Blank = No Option For Accessories
OPT-EM-DL1EXT = EXTERNAL BATTERY BACKUP

FACTORY-INSTALLED OPTION:



OPT-EM-DL1EXT
EXTERNAL BATTERY BACKUP

