
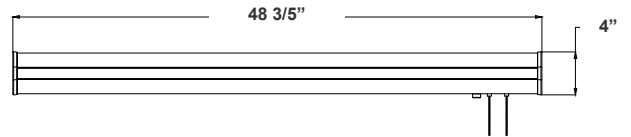


POB SERIES Commercial Lighting

POB-UD-4FT-60W-40K-D
PATIENT OVERBED HEALTHCARE LIGHT WITH PULL CHAIN AND INDICATOR LIGHT



Customer Name: _____
Project Name: _____
Note: _____ | Type: _____



48 3/5"(W) x 4"(D)

The Patient Overbed Healthcare Light from Westgate Mfg offers soft, glare-free illumination with an easy-to-use pull chain for patient control and an integrated indicator light for operational status. Designed for energy efficiency and durability, it ensures long-lasting performance and reduced costs. Ideal for hospitals, nursing homes, and assisted living facilities, this light enhances patient care and satisfaction.

Features

- LED Strip Lights
- 5-Year Warranty
- 50,000 Hours Rated Life
- Lens: Frosted Diffuse Polycarbonate Lens

Technical Specifications

Electrical:

- Voltage: 120-277VAC 50/60Hz
- Wattage: 40W Down & 20W Up Light
- Power Factor: >0.98
- Efficacy: 115 LPW

Lighting:

- Dimmable: 0~10V Dimming
- Total Lumens: 6900LM
- Color Temperatures: 4000K
- Color Rendering Index: CRI ≥ 80

Mechanical:

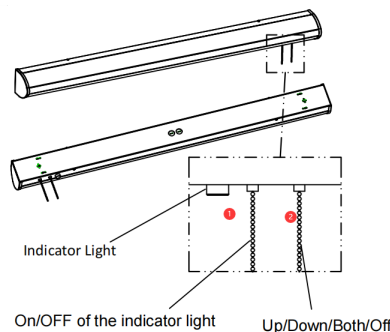
- White Finish
- Housing: Heavy Die-Formed Steel, White Powder Coated
- Lens Snaps Into The Tabs Of The Housing Fixture
- Mounting: Surface Mount, Wall Mount
- Operating Temperature: -22°F -104°F
- Suitable For Damp Location

Applications:

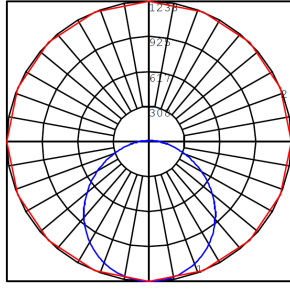
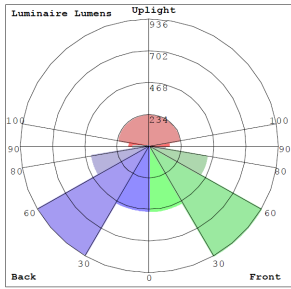
- Hospitals
- Nursing homes
- Assisted living facilities
- Rehabilitation centers
- Hospice care facilities

Pull Chain Steps

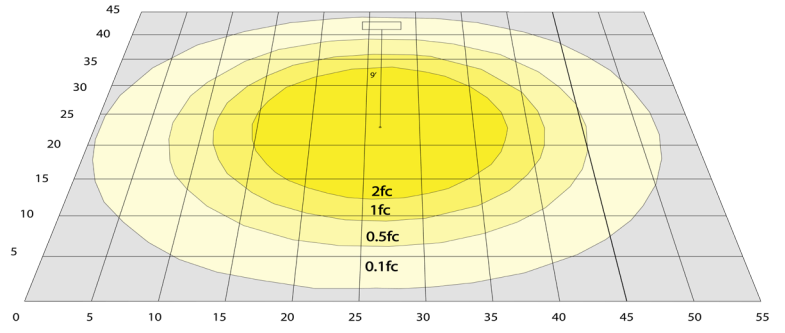
- #1
• On/OFF of The Indicator Light
- #2
• 1- Up light
• 2- Downlight
• 3- Up/down on
• 4- Off



Photometrics: POB-UD-4FT-60W-40K-D




BUD Rating: B1-U3-G2




60W 5000K, Area 45'x 55' Mounting Height: 9'

Other Views:



Side View



Front View



Back View

Performance Table: POB-UD-4FT-60W-40K-D

MODEL NO.	Wattage	Voltage	Lumens	Color Temp.	BUG Rating	LPW
POB-UD-4FT-60W-40K-D	60W	120~277V	6900LM	4000K	B1-U3-G2	115

Sample Ordering

Model	Up/Down	Size	Wattage	Color Temp.	Dimming
POB	UD	4FT	60W	40K	D

Factory-Installed Options:

- Blank = No Option For Accessories
- OPT-EM-CM1INT= INTERNAL EMERGENCY BACKUP BATTERY
- OPT-SEN-2US= ULTRASONIC BI-LEVEL DIMMING
- OPT-WEC-3RC = REMOTE CONTROL
- OPT-SEN-LLHB-OC1 = LLHB-OC1 EXTERNAL STANDARD PIR OPT-SENSOR
- OPT-HBC-125TL-WH = NEMA TWIST-LOCK PLUG 8FT, 15A, 125V, WHITE
- OPT-HBC-277TL-WH = NEMA TWIST-LOCK PLUG 8FT, 15A, 277V, WHITE
- OPT-HBC-125SB-WH = STRAIGHT BLADE PLUG 10FT, 15A, 125V, 3-CONDUCTOR 18AWG, WHITE

FACTORY-INSTALLED OPTIONS:

