

POB SERIES Commercial Lighting

POB-F-3FT-40W

PATIENT OVERBED HEALTHCARE LIGHT WITH PULL CHAIN AND INDICATOR LIGHT

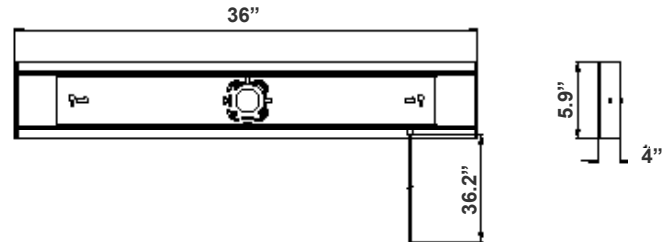
WESTGATE
THE FUTURE IS HERE...AND IT'S QUITE BRIGHT!

Customer Name: _____

Project Name: _____

Note: _____

Type: _____



5.9"(H) x 36"(W) x 4"(D)

The Patient Overbed Healthcare Light from Westgate Mfg offers soft, glare-free illumination with an easy-to-use pull chain for patient control and an integrated indicator light for operational status. Designed for energy efficiency and durability, it ensures long-lasting performance and reduced costs. Ideal for hospitals, nursing homes, and assisted living facilities, this light enhances patient care and satisfaction.

Features

- LED Strip Lights
- 5-Year Warranty
- 50,000 Hours Rated Life
- Lens: Frosted Diffuse Polycarbonate Lens

Technical Specifications

Electrical:

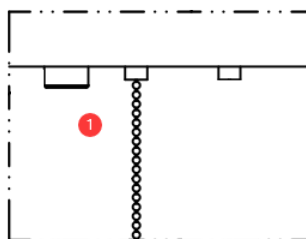
- Voltage: 120-277VAC 50/60Hz
- Wattage: 20W UP 20W DOWN
- Power Factor: >0.9
- Efficacy: 60 LPW

Mechanical:

- White Finish
- Housing: Heavy Die-Formed Steel, White Powder Coated
- Lens Snaps Into The Tabs Of The Housing Fixture
- Mounting: Surface Mount, Wall Mount
- Operating Temperature: -4°F -113°F
- Suitable For Damp Location
- 5-Year Warranty

Pull Chain Steps

- #2
- 1- Up light
- 2- Downlight
- 3- Up/down on
- 4- Off



Lighting:

- Total Lumens: 2400LM
- Color Temperatures: 2700K/3000K/4000K
- Color Rendering Index: CRI ≥ 80
- Beam Angle: 120°
- 50,000 Hours Rated Life

Applications:

- Hospitals
- Nursing homes
- Assisted living facilities
- Rehabilitation centers
- Hospice care facilities

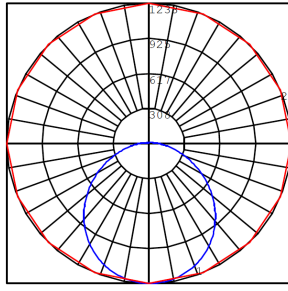
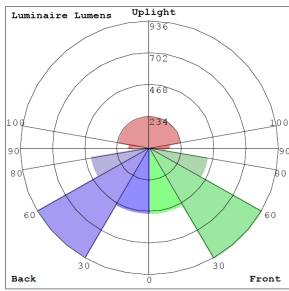


Phone: (877) 805-2252 | Fax: (877) 805-2252
www.westgatemfg.com

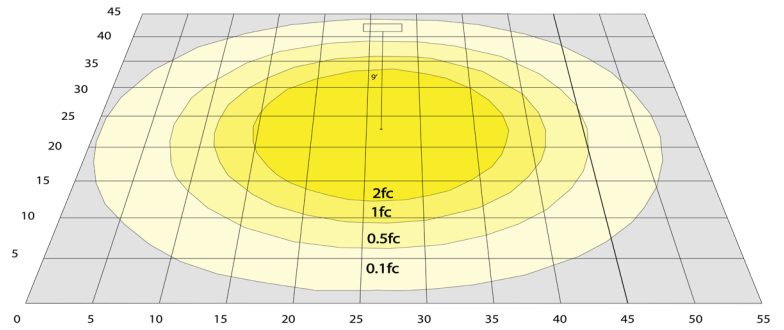


WG-07112024

Photometrics: POB-F-3FT-40W



BUD Rating: B1-U3-G2



60W 5000K, Area 45'x 55' Mounting Height: 9'

Other Views:



Side View



Front View

Performance Table: POB-F-3FT-40W

MODEL NO.	Wattage	Voltage	Lumens	Color Temp.	BUG Rating	LPW
POB-F-3FT-40W	20W UP 20W DOWN	120~277V	2400LM	2700K 3000K 4000K	B1-U3-G2	60

Sample Ordering

Model	Model	Size	Wattage
POB	-	F	-
		3FT	-
			40W

Factory-Installed Options:

Blank = No Option For Accessories

OPT-HBC-125TL-WH = NEMA TWIST-LOCK PLUG 8FT, 15A, 125V, WHITE

OPT-HBC-277TL-WH = NEMA TWIST-LOCK PLUG 8FT, 15A, 277V, WHITE

OPT-HBC-125SB-WH = STRAIGHT BLADE PLUG 10FT, 15A, 125V, 3-CONDUCTOR 18AWG, WHITE

FACTORY-INSTALLED OPTIONS:



OPT-HBC-125SB-WH



OPT-HBC-125TL-WH



OPT-HBC-277TL-WH

