

LVTE SERIES Industrial Lighting

LVTE-8FT-65-110W-MCTP

MCTP Multi Color Temperature & Multi Power/Wattage (Selectable)


WESTGATE
THE FUTURE IS HERE...AND IT'S QUITE BRIGHT!

Customer Name: _____

Project Name: _____

Note: _____

Type: _____



93"(W) x 4 1/4"(H) x 3 1/3"(D)

Suitable for restaurants, bakeries, food facilities, gyms, pool areas workshops, garages, canopies, parking garages, cold storage facilities, food processing facilities, farmyards, and other harsh, humid, dusty, and wet environment lighting applications, and any application where NSF certified fixtures or high-end architectural designer grade fixtures are required.

NSF/ANSI 2:2015 Food Equipment: Splash Zone: Equipment surfaces that are subject to splash and food spillage during operation of the equipment other than those in a direct contact food-zone.

Features

- LED Linear Vapor Light
- Grey Finish
- 5-Year Warranty
- 50,000 Hours Rated Life
- Lens: Opal Polycarbonate
- Vandal-Proof Polycarbonate Lens
- MCT: Multi Color Temperature & Power (Selectable Switch Inside Fixture)

Technical Specifications

Electrical:

- Voltage: 120-277VAC 50/60Hz
- Wattage: 65W/75W/90W/110W
- Power Factor: >0.9
- Efficacy: 140LM/W

Mechanical:

- Grey Finish
- NSF Certified: NSF/ANSI 2 - Food Equipment. for Splash Zone and Non Food Zone
- Vandal-Proof Polycarbonate Lens
- 1/2" NPT knockout on both ends. Liquid Tight Cord Connectors Incl.
- Housing: Polycarbonate construction, highly impact-resistant, vandal-proof lens with stainless-steel clips. Rated IP66 / NEMA 4X, NSF Certified, suitable for wet locations
- UV-Stabilized Polycarbonate Diffuser Eliminates Glare
- Diffuser Crystals Enhance Even Light Distribution
- Stainless Steel Clips Evenly Seal The Luminaire
- Stainless Steel Clamp
- Operating Temp: -25.6°F to 104°F
- Suitable For Wet Locations
- IP Rating: IP66

Lighting:

- Dimmable: 0~10V Dimming
- LED SMD Type: 2835
- Total Lumens: 15400LM Max.
- Multi-CCT & Power(Selectable Switch Inside Fixture)
- Color Temperatures: 3500K/4000K/5000K
- Color Rendering Index: CRI ≥ 80

Applications:

- Ideal for offices, retail stores, showrooms, and residential applications. Uniquely suited for areas where accessing the fixture is challenging
- Suitable for restaurants, bakeries, food facilities, gyms, pool areas, and any application where NSF certified fixtures or high-end architectural designer grade fixtures are required.
- NSF/ANSI 2:2015 Food Equipment: Splash Zone: Equipment surfaces that are subject to splash and food spillage during operation of the equipment other than those in a direct contact food-zone

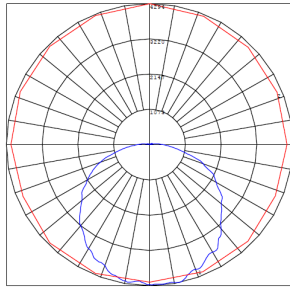
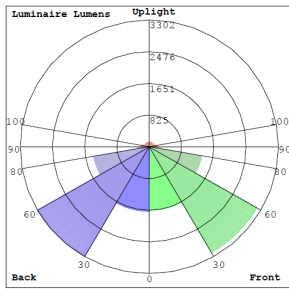


Phone: (877) 805-2252 | Fax: (877) 805-2252
www.westgatemfg.com |

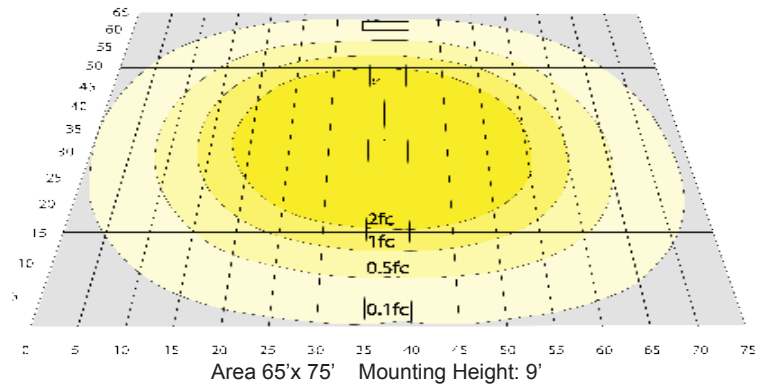


WG-07102023

Photometrics: LVTE-8FT-65-110W-MCTP



BUG Rating: B3-U3-G3



Other Views:



Side View



Front View



Back View

Performance Table: LVTE-8FT-65-110W-MCTP

MODEL NO.	Wattage	Voltage	Lumens	Color Temp.	BUG Rating	LPW
LVTE-8FT-65-110W-MCTP	65W 75W 90W 110W	120~277V	9100LM 10500LM 12600LM 15400LM	3500K 4000K 5000K	B3-U3-G3	140

Sample Ordering

Model	Size	Wattage	Color Temp.
LVTE	8FT	65	110W
MCTP			

Factory-Installed Options:

Blank = No Option For Accessories
 OPT-EM-CM1INT= INTERNAL EMERGENCY BACKUP BATTERY
 OPT-HBC-125TL-WH = NEMA TWIST-LOCK PLUG 8FT, 15A, 125V, WHITE
 OPT-HBC-277TL-WH = NEMA TWIST-LOCK PLUG 8FT, 15A, 277V, WHITE
 OPT-HBC-125SB-WH = STRAIGHT BLADE PLUG 10FT, 15A,125V, 3-CONDUCTOR 18AWG,WHITE
 OPT-SEN-2MDR-36=PROGRAMMABLE MICROWAVE BI-LEVEL SENSOR
 WEC-3RC=OPTIONAL REMOTE CONTROL

SENSOR AND EMERGENCY BATTERY BACK UP OPTIONS:



OPT-HBC-125SB-WH



OPT-HBC-125TL-WH



OPT-HBC-277TL-WH



OPT-EM-CM1INT



OPT-SEN-2MDR-36



WEC-3RC

