

LTRA SERIES Commercial Lighting

LTRA-2X2-MCTP
ARCHITECTURAL GRILLE TROFFER, WATTAGE & CCT SELECTABLE
MCTP Multi Color Temperature & Multi Power/Wattage (Selectable)

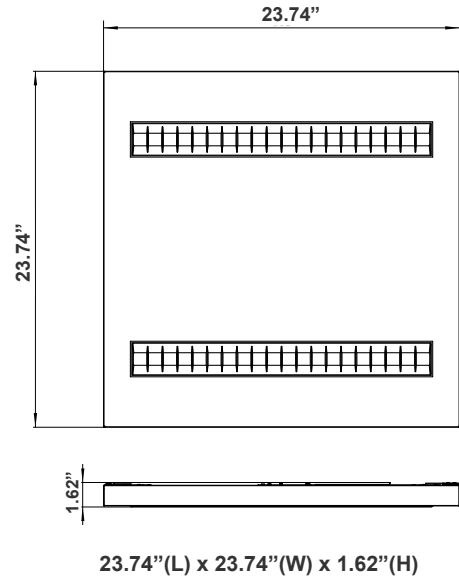
WESTGATE
THE FUTURE IS HERE...AND IT'S QUITE BRIGHT!

Customer Name: _____

Project Name: _____

Note: _____

Type: _____



The Architectural Grille Troffer with wattage and CCT selectability offers customizable illumination for commercial and architectural spaces. Featuring adjustable light output and color temperatures (3000K-5000K), it provides energy-efficient, versatile, and aesthetically pleasing lighting.

Features

- High Quality LED Chips Provide High Efficiency, Heat Dissipation, Stability, and Lumen Maintenance
- 5-Year Warranty
- 50,000 Hours Rated Life
- Lens: Polycarbonate
- Multi CCT: Selectable Multi-CCT & Power Switches Inside The Driver Box

Technical Specifications

Electrical:

- Voltage: 120-277VAC 50/60Hz
- Wattage: 20W/25W/30W/40W
- Power Factor: >0.92
- Efficacy: 125 LPW

Mechanical:

- High Quality LED Chips Provide High Efficiency, Heat Dissipation, Stability, and Lumen Maintenance
- Individual, Pure Aluminum Heat Sinks Offers Heat Transmission Faster Than Die Cast Steel
- Driver disconnect provided where required to comply with US and Canadian codes
- Performance Engineered Optical Lens Assembly Delivers Unique Beam Angles and Reduces Glare
- Polycarbonate Lens
- Operating Temp: -22°F to 104°F
- IP Rating: IP20 Indoor use only
- 5-Year Warranty

Lighting:

- Dimmable: 0~10V Dimming
- Multi CCT: Selectable Multi-CCT & Power Switches Inside The Driver Box
- Total Lumens: 5000LM Max.
- Color Temperatures: 3500K/4000K/5000K
- Color Rendering Index: CRI ≥ 80
- 50,000 Hours Rated Life

Applications:

- Ideal for offices, schools, healthcare, and retail settings, this sleek fixture ensures seamless integration and optimal visual comfort.

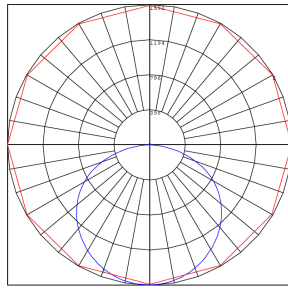
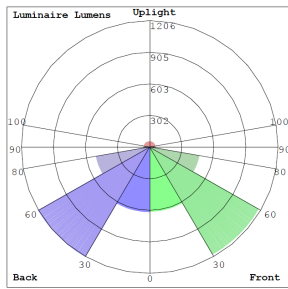


Phone: (877) 805-2252 | Fax: (877) 805-2252
www.westgatemfg.com |

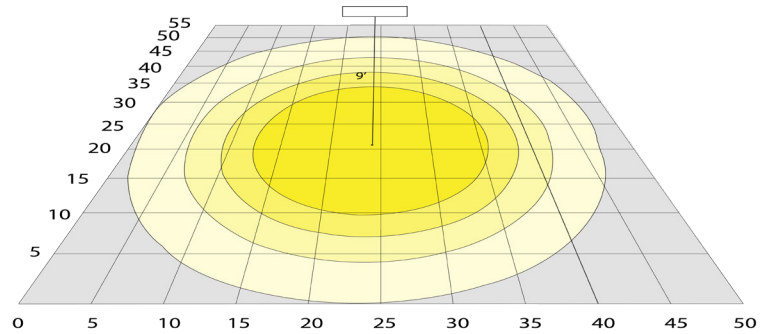


WG-11182024

Photometrics: LTRA-2X2-MCTP



BUG Rating: B2-U3-G1




Area 55' x 50' Mounting Height: 9'

Other Views:



Side View



Front View



Back View

Performance Table: LTRA-2X2-MCTP

MODEL NO.	Wattage	Voltage	Lumens	Color Temp.	BUG Rating	LPW
LTRA-2X2-MCTP	20W 25W 30W 40W	120~277V	2500LM 3125LM 3750LM 5000LM	3500K 4000K 5000K	B2-U3-G2	125

Sample Ordering

Model Size Color Temp./Watts

LTRA - 2X2 - MCTP

Accessories:

Blank = No Option For Accessories

LPNG-SRFC-2X2 = SURFACE MOUNTING KIT

Factory-Installed Options:

Blank = No Option For Accessories

OPT-EM-LTRA = EXTERNAL EMERGENCY BACKUP BATTERY MOUNTED ON TOP

OPT-SEN-2MRD-36 = PROGRAMMABLE MICROWAVE BI-LEVEL SENSOR

WEC-3RC = OPTIONAL REMOTE CONTROL

OPT-FWH-63 = 6FT 3-WIRE WHIP

OPT-FWH-65 = 6FT 5-WIRE WHIP

OPT-FWH-66 = 6FT 6-WIRE WHIP

ACCESSORIES and MOUNTING KIT:



FACTORY-INSTALLED OPTIONS:



OPT-EM-LTRA



OPT-SEN-2MDR-36



OPT-FWH-63

OPT-FWH-65

OPT-FWH-66



WEC-3RC

