

# LSS SERIES Commercial Lighting

LSS-8FT-90W-MCTP-BK

**MCTP** Multi Color Temperature & Multi Power/Wattage (Selectable)

**WESTGATE**  
THE FUTURE IS HERE...AND IT'S QUITE BRIGHT!

Customer Name: \_\_\_\_\_

Project Name: \_\_\_\_\_

Note: \_\_\_\_\_

Type: \_\_\_\_\_



Avail Finish:



88 3/4"(L) x 2 3/5"(W) x 2 2/3"(H)

LED Strip Light is a cost-effective, energy-efficient lighting fixture for surface mount applications such as corridors, stairwells, public rooms, schools, hospitals utility areas, etc.

Ideal choice for residential, commercial, and industrial lighting. Steady performance and long lifetime. Ideal for applications requiring fixtures with motion sensor or battery backup, see factory-installed options below

## Features

- High Lumen Efficiency
- Ceiling Mount or Suspended Mount
- Linkable (Optional Alignment Bracket Available)
- MCT: Multi Color Temperature (Selectable 4Power Switch Inside Fixture)

## Technical Specifications

### Electrical:

- Voltage: 120-277VAC 60Hz
- Wattage: 55W/ 65W/ 75W/ 90W
- Power Factor: >0.99
- Efficacy: 135 LPW

### Mechanical:

- Black Finish
- High Lumen Efficiency Lumen
- Lens: Polycarbonate Frosted Lens, Shatter Resistant
- Ceiling Mount or Suspended Mount
- Operating Temperature: -4°F to 122°F
- Housing: Cold-rolled Steel
- IP44, Suitable For Damp Location
- 5-Year Warranty

### Lighting:

- Dimmable: 0~10V Dimming
- Total Lumens: 11745LM Max.
- Color Temperatures: 3500K/ 4000K/ 5000K
- Multi-CCT (Selectable 4Power switch inside fixture)
- Color Rendering Index: CRI ≥ 80
- Reduces Energy Consumption Up to 80% Compared to a Fluorescent Fixture
- Rated life: 50,000 Hrs

### Applications:

- LED Strip Light is a cost-effective, energy-efficient lighting fixture for surface mount applications such as corridors, stairwells, public rooms, schools, hospitals utility areas, etc.
- Ideal for applications requiring fixtures with motion sensor or battery backup, see factory-installed options below
- Ideal for residential, commercial, and industrial lighting. Steady performance and long lifetime

### Other Models:

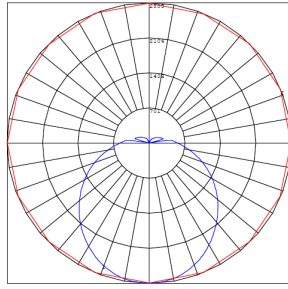
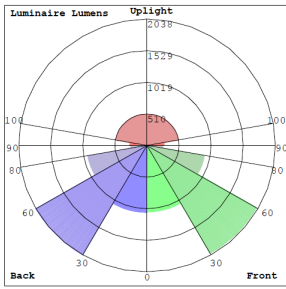
- 90W | 11745LM | LSS-8FT-90W-MCTP



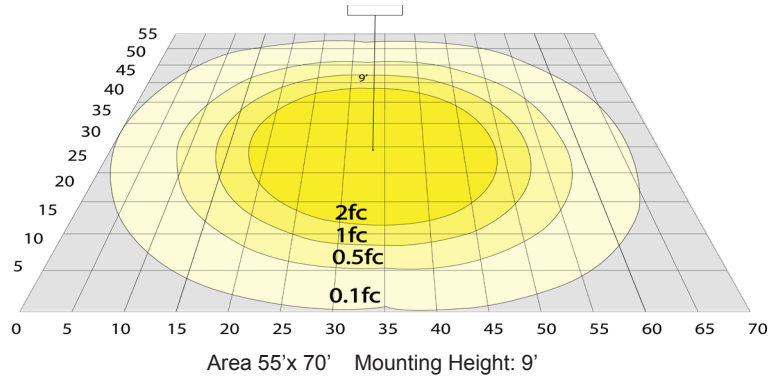
Phone: (877) 805-2252 | Fax: (877) 805-2252  
www.westgatemfg.com |




## Photometrics: LSS-8FT-90W-MCTP-BK



BUG Rating: B3-U4-G3



## Other Views:



Side View

Front View

Back View

## Performance Table: LSS-8FT-90W-MCTP-BK

MODEL NO.	Wattage	Voltage	Lumens	Color Temp.	BUG Rating	LPW
LSS-8FT-90W-MCTP-BK	55W 65W 75W 90W	120~277V	7425LM 8775LM 10125LM 11745LM	3500K 4000K 5000K	B3-U4-G3	135

## Sample Ordering

Model	Size	Wattage	Color Temp.	Housing
LSS	8FT	90W	MCTP	BK

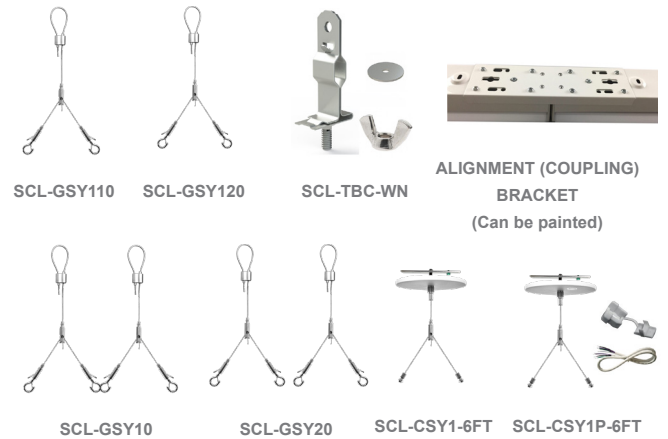
## Accessories:

Blank = No Option For Accessories  
**LSS-CB2** = ALIGNMENT BRACKET  
**SCL-TBC-WN** = T-BAR CLIP WITH SUSPENSION HOLE ON TOP. WING NUT AND WASHER INCL.  
**SCL-GSY10** = HEAVY-DUTY ADJUSTABLE 1/16" 10FT. SUSPENSION KIT WITH Y-CONNECTOR & LOOP GRIPPER & HOOKS - 70 LBS. MAX LOAD (2 PER SET)  
**SCL-GSY20** = HEAVY-DUTY ADJUSTABLE 1/16" 20FT. SUSPENSION KIT WITH Y-CONNECTOR & LOOP GRIPPER & HOOKS - 70 LBS. MAX LOAD (2 PER SET)  
**SCL-GSY110** = ADJ. 20FT 1/16in SINGLE SUSPENSION CABLE WITH Y HOOK ENDS. LOOP GRIPPER ON TOP 70 LBS. MAX LOAD (ORDER 3 FOR 8FT.)  
**SCL-GSY120** = ADJ. 20FT 1/16in SINGLE SUSPENSION CABLE WITH Y HOOK ENDS. LOOP GRIPPER ON TOP 70 LBS. MAX LOAD (ORDER 3 FOR 8FT.)  
**SCL-CSY1-6FT** = ADJ. 6FT 1/16in SINGLE SUSPENSION 5in CANOPY SET WITH Y DOUBLE KEY-HOLE END CONNECTORS, NONPOWER SIDE  
**SCL-CSY1P-6FT** = ADJ. 6FT 1/16in SINGLE SUSPENSION 5in CANOPY SET WITH Y DOUBLE KEY-HOLE END CONNECTORS, POWER SIDE WITH SJTW18/5 WHITE CORD

## Factory-Installed Options:

Blank = No Option For Accessories  
**OPT-EM-CM2INT** = INTERNAL EMERGENCY BACKUP BATTERY  
**OPT-SEN-2US** = ULTRASONIC BI-LEVEL DIMMING (REMOTE NOT NEEDED)  
**OPT-HBC-125TL-BK** = NEMA TWIST-LOCK PLUG 8FT, 15A, 125V  
**OPT-HBC-277TL-BK** = NEMA TWIST-LOCK PLUG 8FT, 15A, 277V  
**OPT-HBC-125SB-BK** = STRAIGHT BLADE PLUG 10FT, 15A, 125V, 3-CONDUCTOR 18AWG  
**WEC-3RC** = OPTIONAL REMOTE  
**OPT-FWH-63** = 6FT 3-WIRE WHIP  
**OPT-FWH-65** = 6FT 5-WIRE WHIP

## ACCESSORIES:



## FACTORY-INSTALLED OPTIONS:

