

# LSS SERIES Commercial Lighting

LSS-2FT-20W-MCT-BK  
**MCT** Multi Color Temperature (Selectable)

Customer Name: \_\_\_\_\_  
Project Name: \_\_\_\_\_  
Note: \_\_\_\_\_ | Type: \_\_\_\_\_



Avail Finish:



LED Strip Light is a cost-effective, energy-efficient lighting fixture for surface mount applications such as corridors, stairwells, public rooms, schools, hospitals utility areas, etc.

23 1/2" (L) x 2 3/5" (W) x 2 2/3" (H)

Ideal choice for residential, commercial, and industrial lighting. Steady performance and long lifetime. Ideal for applications requiring fixtures with motion sensor or battery backup, see factory-installed options below

## Features

- High Lumen Efficiency
- Ceiling Mount or Suspended Mount
- Linkable (Optional Alignment Bracket Available)
- MCT: Multi Color Temperature (Selectable Switch Inside Fixture)

## Technical Specifications

### Electrical:

- Voltage: 120-277VAC 60Hz
- Wattage: 20W
- Power Factor: >0.99
- Efficacy: 130 LPW

### Mechanical:

- Black Finish
- High Lumen Efficiency Lumen
- Lens: Polycarbonate Frosted Lens, Shatter Resistant
- Rated life: 50,000 Hrs
- Ceiling Mount or Suspended Mount
- Operating Temperature: -4°F -122°F
- Housing: Cold-rolled Steel
- IP44, Suitable For Damp Location
- 5-Year Warranty

### Lighting:

- Dimmable: 0~10V Dimming
- Total Lumens: 2600LM
- Color Temperatures: 3500K/ 4000K/ 5000K
- Multi-CCT (Selectable switch inside fixture)
- Color Rendering Index: CRI ≥ 80
- Reduces Energy Consumption Up to 80% Compared to a Fluorescent Fixture

### Applications:

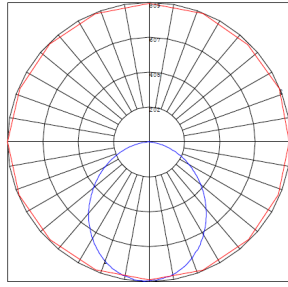
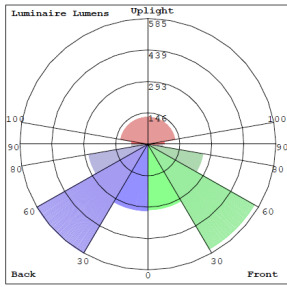
- LED Strip Light is a cost-effective, energy-efficient lighting fixture for surface mount applications such as corridors, stairwells, public rooms, schools, hospitals utility areas, etc.
- Ideal for applications requiring fixtures with motion sensor or battery backup, see factory-installed options below
- Ideal for residential, commercial, and industrial lighting. Steady performance and long lifetime

### Other Models:

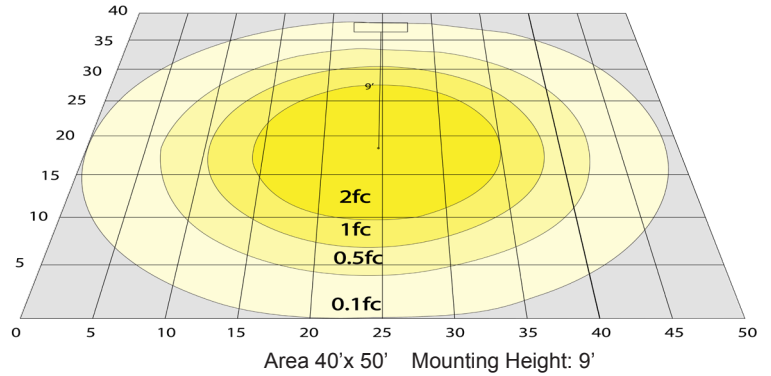
- 25W | 3250LM | LSS-4FT-25W-MCT
- 32W | 4160LM | LSS-4FT-32W-MCT
- 46W | 5980LM | LSS-4FT-46W-MCT



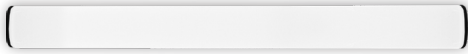
## Photometrics: LSS-2FT-20W-MCT-BK



BUD Rating: B1-U3-G1



## Other Views:



Side View



End View



Back View

## Performance Table: LSS-2FT-20W-MCT-BK

MODEL NO.	Wattage	Voltage	Lumens	Color Temp.	BUG Rating	LPW
LSS-2FT-20W-MCT-BK	20W	120~277V	2600LM	3500K 4000K 5000K	B1-U3-G1	130

## Sample Ordering

Model	Size	Wattage	Color Temp.	Housing
LSS	2FT	20W	MCT	BK

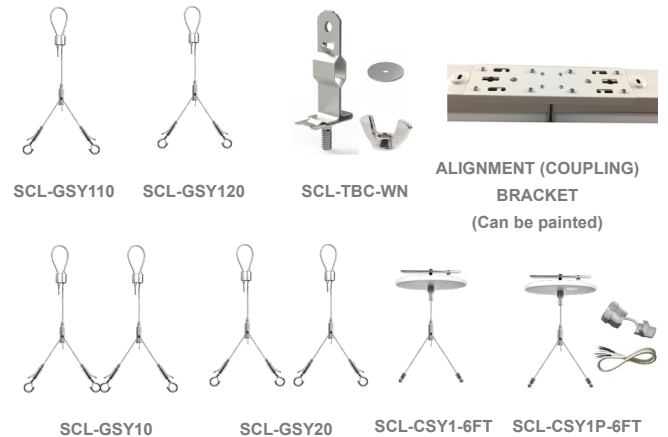
## Accessories:

Blank = No Option For Accessories  
**LSS-CB2** = ALIGNMENT BRACKET  
**SCL-TBC-WN** = T-BAR CLIP WITH SUSPENSION HOLE ON TOP. WING NUT AND WASHER INCL.  
**SCL-GSY10** = HEAVY-DUTY ADJUSTABLE 1/16" 10FT. SUSPENSION KIT WITH Y-CONNECTOR & LOOP GRIPPER & HOOKS - 70 LBS. MAX LOAD (2 PER SET)  
**SCL-GSY20** = HEAVY-DUTY ADJUSTABLE 1/16" 20FT. SUSPENSION KIT WITH Y-CONNECTOR & LOOP GRIPPER & HOOKS - 70 LBS. MAX LOAD (2 PER SET)  
**SCL-GSY110** = ADJ. 20FT 1/16in SINGLE SUSPENSION CABLE WITH Y HOOK ENDS. LOOP GRIPPER ON TOP 70 LBS. MAX LOAD (ORDER 3 FOR 8FT.)  
**SCL-GSY120** = ADJ. 20FT 1/16in SINGLE SUSPENSION CABLE WITH Y HOOK ENDS. LOOP GRIPPER ON TOP 70 LBS. MAX LOAD (ORDER 3 FOR 8FT.)  
**SCL-CSY1-6FT** = ADJ. 6FT 1/16in SINGLE SUSPENSION 5in CANOPY SET WITH Y DOUBLE KEY-HOLE END CONNECTORS, NONPOWER SIDE  
**SCL-CSY1P-6FT** = ADJ. 6FT 1/16in SINGLE SUSPENSION 5in CANOPY SET WITH Y DOUBLE KEY-HOLE END CONNECTORS, POWER SIDE WITH SJTW18/5 WHITE CORD

## Factory-Installed Options:

Blank = No Option For Accessories  
**OPT-EM-FM1INT** = INTERNAL EMERGENCY BACKUP BATTERY  
**OPT-SEN-2US** = ULTRASONIC BI-LEVEL DIMMING (REMOTE NOT NEEDED)  
**OPT-HBC-125TL-WH** = NEMA TWIST-LOCK PLUG 8FT, 15A, 125V  
**OPT-HBC-277TL-WH** = NEMA TWIST-LOCK PLUG 8FT, 15A, 277V  
**OPT-HBC-125SB-WH** = STRAIGHT BLADE PLUG 10FT, 15A, 125V, 3-CONDUCTOR 18AWG  
**WEC-3RC** = OPTIONAL REMOTE  
**OPT-FWH-63** = 6FT 3-WIRE WHIP  
**OPT-FWH-65** = 6FT 5-WIRE WHIP

## ACCESSORIES:



## FACTORY-INSTALLED OPTIONS:

