

LSL SERIES

Commercial Lighting

WESTGATE

THE FUTURE IS HERE...AND IT'S QUITE BRIGHT!

LSL-8FT-80W-MCT-D-EM-SEN
8FT NARROW STRIP WITH EMERGENCY AND SENSOR

MCT Multi Color Temperature (Selectable)



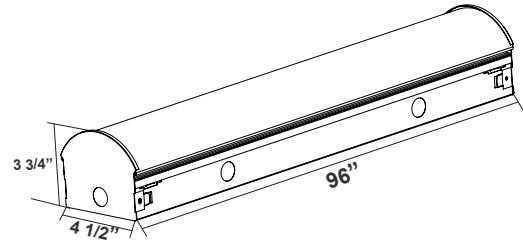
Customer Name: _____

Project Name: _____

Note: _____

Type: _____

LED Strip Light is a cost-effective, energy-efficient lighting fixture for surface mount applications such as corridors, stairwells, public rooms, schools, hospitals utility areas, etc. Ideal choice for residential, commercial, and industrial lighting. Steady performance and long lifetime. Ideal for applications requiring fixtures with motion sensor or battery backup, see factory-installed options below



96"(L) x 4 1/2"(W) x 3 3/4"(H)

Features

- High Lumen Efficiency
- Ceiling Mount or Suspended Mount
- The Sensor Can Be Overridden (Disconnected)
- Linkable (Optional Alignment Bracket Available)
- MCT: Multi Color Temperature (Selectable Switch Inside Fixture)

Technical Specifications

Electrical:

- Voltage: 120-277VAC 60Hz
- Wattage: 80W
- Power Factor: >0.99
- Efficacy: 105 LPW

Mechanical:

- Whit Finish
- Bi-Level Microwave Motion Sensor Inside the Fixture Under The Lens.
- Lens: Polycarbonate Frosted Lens, Shatter Resistant
- Translucent Lens Caps Illuminate With The Light.
- Integrated Lens & LED Module for Easy Installation & Maintenance.
- Ceiling Mount or Suspended Mount
- Junction Box Cover Kit Included, It Sits on Any 3" or 4" Round Junction Boxes
- Operating Temperature: -4°F -122°F
- Housing: Cold-rolled Steel
- Lens: Polycarbonate Frosted Lens
- IP44 Suitable For Damp Location
- 5-Year Warranty

Sensor Spec:

- Detection Range: 17Ft. / 360°
- Mounting Height: 25Ft. Max.
- DIP Settings switch on The Sensor
- Optional Remote Control (WEC-3RC)

Other Models:

- 80W | 8400LM | LSL-8FT-80W-MCT-D-SEN

Emergency Battery Backup Spec:

- Output Power: 9W
- Output Voltage: 48V
- Li-Ion Battery: >90 Minutes Emergency Operation
- Test Button Installed on The Side of The Fixture

Lighting:

- MCTP: Multi Color Temperature (Selectable Switch Inside Fixture)
- Dimmable: 0~10V Dimming
- Total Lumens: 8400LM
- Color Temperatures: 3500K/4000K/5000K
- Color Rendering Index: CRI ≥ 80
- Reduces Energy Consumption Up to 80% Compared to a Fluorescent Fixture
- Rated life: 50,000 Hrs

Applications:

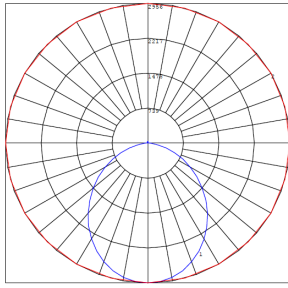
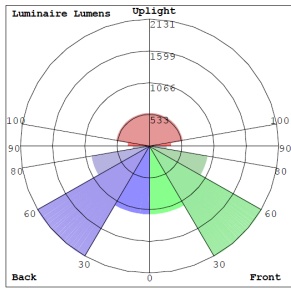
- LED Strip Light is a cost-effective, energy-efficient lighting fixture for surface mount applications such as corridors, stairwells, public rooms, schools, hospitals utility areas, etc.
- Ideal for applications requiring fixtures with motion sensor or battery backup, see factory-installed options below
- Ideal for residential, commercial, and industrial lighting. Steady performance and long lifetime



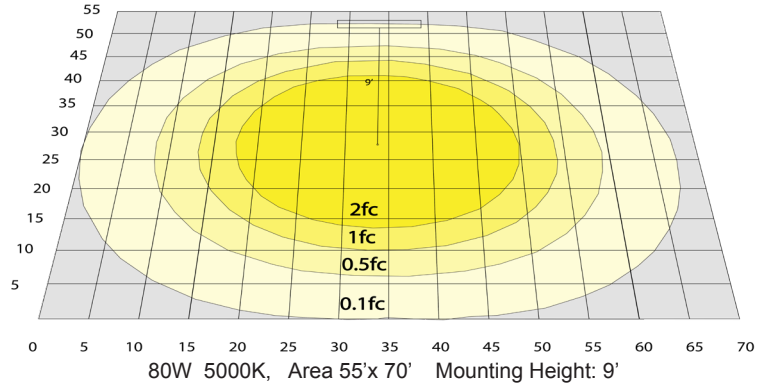
Phone: (877) 805-2252 | Fax: (877) 805-2252
www.westgatemfg.com |



Photometrics: LSL-8FT-80W-MCT-D-EM-SEN



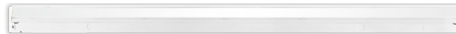
BUD Rating: B3-U4-G3



Other Views:



Front View



Side View



Back View

Performance Table: LSL-8FT-80W-MCT-D-EM-SEN

MODEL NO.	Wattage	Voltage	Lumens	Color Temp.	BUG Rating	LPW
LSL-8FT-80W-MCT-D-EM-SEN	80W	120~277V	8400LM	3500K 4000K 5000K	B3-U5-G3	105

Sample Ordering

Model	Size	Wattage	Color Temp.	Dimming	Emergency	Sensor
LSL	8FT	80W	MCT	D	EM	SEN

Accessories:

Blank = No Option For Accessories
LSL-CB = LSNLSERIES ALIGNMENT BRACKET
SCL-TBC-WN = T-BAR CLIP WITH SUSPENSION HOLE ON TOP. WING NUT AND WASHER INCL.
SCL-CSY = ADJUSTABLE 1/16" 6FT. SUSPENSION KIT WITH Y-CONNECTOR KEY HOLE SET + 2 T-BAR CLIPS + 1 CABLE BUSHING + 3 PLASTIC TIE STRAPS - 70 LBS. MAX LOAD
SCL-GSY10 = HEAVY-DUTY ADJUSTABLE 1/16" 10FT. SUSPENSION KIT WITH Y-CONNECTOR & LOOP GRIPPER & HOOKS - 70 LBS. MAX LOAD (2 PER SET)
SCL-GSY20 = HEAVY-DUTY ADJUSTABLE 1/16" 20FT. SUSPENSION KIT WITH Y-CONNECTOR & LOOP GRIPPER & HOOKS - 70 LBS. MAX LOAD (2 PER SET)
SCL-GSY110 = ADJ. 20FT 1/16in SINGLE SUSPENSION CABLE WITH Y HOOK ENDS. LOOP GRIPPER ON TOP 70 LBS. MAX LOAD (ORDER 3 FOR 8FT.)
SCL-GSY120 = ADJ. 20FT 1/16in SINGLE SUSPENSION CABLE WITH Y HOOK ENDS. LOOP GRIPPER ON TOP 70 LBS. MAX LOAD (ORDER 3 FOR 8FT.)

Factory-Installed Options:

Blank = No Option For Accessories
OPT-HBC-125TL-WH = NEMA TWIST-LOCK PLUG 8FT, 15A, 125V
OPT-HBC-277TL-WH = NEMA TWIST-LOCK PLUG 8FT, 15A, 277V
OPT-HBC-125SB-WH = STRAIGHT BLADE PLUG 10FT, 15A,125V, 3-CONDUCTOR 18AWG

ACCESSORIES:




SCL-GSY110



SCL-GSY120



SCL-TBC-WN



ALIGNMENT (COUPLING) BRACKET



SCL-CSY



SCL-GSY10



SCL-GSY20

FACTORY-INSTALLED OPTIONS:



OPT-HBC-125SB-WH OPT-HBC-125TL-WH OPT-HBC-277TL-WH

