

LSL SERIES

Commercial Lighting

WESTGATE
THE FUTURE IS HERE...AND IT'S QUITE BRIGHT!

LSL-6FT-60W-MCT-D



MULTI-CCT Selection:
MCT3

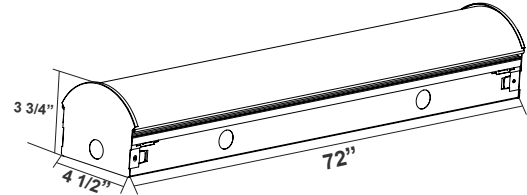
LED Strip Light is a cost-effective, energy-efficient lighting fixture for surface mount applications such as corridors, stairwells, public rooms, schools, hospitals utility areas, etc. Engineered with stable performance LED engines and the world's top brand LED driver. Same footprint as traditional 2-lamp strip lights

Customer Name: _____

Project Name: _____

Note: _____

Type: _____



72"(L) x 4 1/2"(W) x 3 3/4"(H)

Features

- LED Strip Lights
- Strip Line Cover
- 5-Year Warranty
- 50,000 Hours Rated Life
- Lens: Frosted Diffuse Polycarbonate Lens with Strip Lines Inside
- MCT: Multi Color Temperature (Selectable Switch Inside Fixture)

Technical Specifications

Electrical:

- Voltage: 120-277VAC 50/60Hz
- Wattage: 60W
- Power Factor: >0.98
- Efficacy: 104/ 109/ 105 LPW

Mechanical:

- White Finish
- Housing: Heavy Die-Formed Steel, White Powder Coated
- Lens Snaps into the tabs of the Housing Fixture
- Ceiling-Mounted
- Same Footprint as Traditional 2-lamp Strip Lights
- Mounting: Surface Mount, Wall Mount or Suspended
- IP44 Suitable For Damp Location
- Operating Temperature: -22°F -104°F

Lighting:

- Dimmable: 0~10V Dimming
- Chip: Samsung
- Total Lumens: 6240LM/ 6300LM / 6560LM
- Color Temperatures: 3500K/ 4000K/ 5000K
- Multi-CCT (selectable switch inside fixture)
- Color Rendering Index: CRI ≥ 80
- IP Rating: IP44

Applications:

- Ideal for architectural lighting solutions, a variety of industrial, commercial and residential applications

Other Models:

- 20W | 2270LM | LSL-3FT-30W-MCT-D
- 30W | 3280LM | LSL-3FT-30W-MCT-D
- 40W | 4350LM | LSL-4FT-40W-MCT-D
- 80W | 8700LM | LSL-8FT-80W-MCT-D
- 84W | 13200LM | LSL-8FT-84W-MCT-D-HL

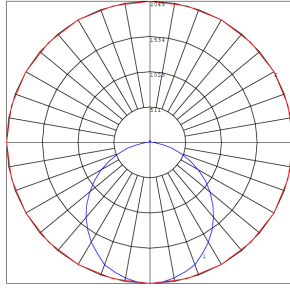
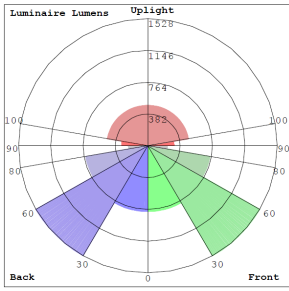


Phone: (877) 805-2252 | Fax: (877) 805-2252
www.westgatemfg.com

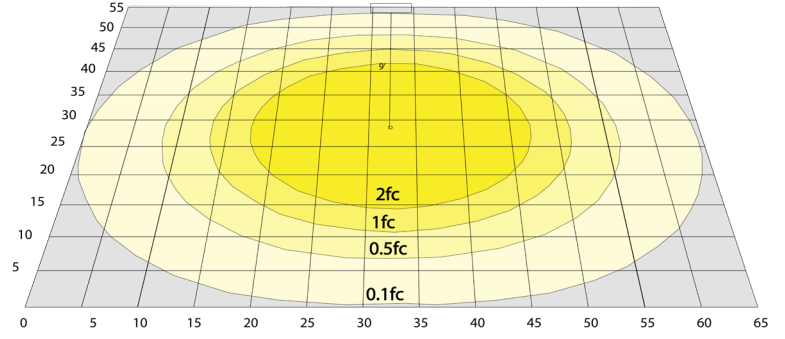


WG-Z5-2C-2Z

Photometrics: LSL-6FT-MCT




BUD Rating: B2-U3-G3



Area 55'x 65' Mounting Height: 9'


Other Views:



Front View



Side View



Back View

Performance Table: LSL-6FT-MCT

MODEL NO.	Wattage	Voltage	Lumens	Color Temp.	BUG Rating	LPW
LSL-6FT-60W-MCT-D	60W	120~277V	6240LM	3500K	B2-U3-G3	104
			6300LM	4000K		105
			6560LM	5000K		109

Sample Ordering

Model	Size	Wattage	Color Temp.	Feature
LSL	6FT	60W	MCT	D

Accessories:

Blank = No Option For Accessories
 SCL-GSY10 = HEAVY-DUTY ADJUSTABLE 1/16" 10FT (2 PER SET)
 SCL-GSY20 = HEAVY-DUTY ADJUSTABLE 1/16" 20FT (2 PER SET)
 LSL-CB = ALIGNMENT BRACKET

Factory-Installed Options:

Blank = No Option For Accessories
 OPT-EM-CM1INT= INTERNAL EMERGENCY BACKUP BATTERY
 OPT-SEN-2US= ULTRASONIC BI-LEVEL DIMMING
 OPT-SEN-2USRC = OPTIONAL RC
 OPT-SEN-LLHB-OC1 = LLHB-OC1 EXTERNAL STANDARD PIR OPT-SENSOR
 OPT-HBC-125TL-WH = NEMA TWIST-LOCK PLUG 8FT, 15A, 125V, WHITE
 OPT-HBC-277TL-WH = NEMA TWIST-LOCK PLUG 8FT, 15A, 277V, WHITE
 OPT-HBC-125SB-WH = STRAIGHT BLADE PLUG 10FT, 15A, 125V, 3-CONDUCTOR 18AWG, WHITE
 OPT-SEN-DAYLIGHT = DAYLIGHT HARVESTING SENSOR WORKS WITH ABOVE OPT-SEN-2US

Example:

- LSL-6FT-60W-MCT-D (FOR LSL 60W MCT FIXTURE 120-277V)
- LSL-6FT-60W-MCT-D SCL-GSY10 (FOR LSL 60W MCT FIXTURE 120-277V) (HEAVY-DUTY ADJUSTABLE 1/16" 10FT)
- LSL-6FT-60W-MCT-D SCL-GSY10 OPT-SEN-2US (FOR LSL 60W MCT FIXTURE 120-277V) (HEAVY-DUTY ADJUSTABLE 1/16" 10FT) (ULTRASONIC BI-LEVEL DIMMING REMOTE NOT NEEDED)

ACCESSORIES:



SCL-GSY10



SCL-GSY20



LSL-CB

FACTORY-INSTALLED OPTIONS:



OPT-HBC-125SB-WH



OPT-HBC-125TL-WH



OPT-HBC-277TL-WH



OPT-EM-CM1INT



OPT-SEN-2US



OPT-SEN-LLHB-OC1



OPT-SEN-2USRC



OPT-SEN-DAYLIGHT

