

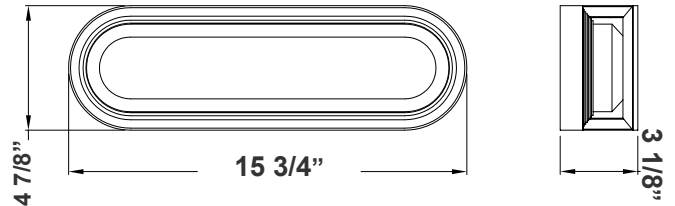
# LRS SERIES Outdoor Lighting

LRS-S1-MCT5-DD-ORB  
WALL CUBE WITH ADJ. BEAM ANGLE UP/DOWN LIGHTS  
**MCT5** Multi Color Temperature (Selectable)

**WESTGATE**  
THE FUTURE IS HERE...AND IT'S QUITE BRIGHT!



Customer Name: \_\_\_\_\_  
Project Name: \_\_\_\_\_  
Note: \_\_\_\_\_ | Type: \_\_\_\_\_



Selection:



LED Wall Pack with double-walled clear/frosted lens is ideal for general site lighting, loading docks, doorway, pathway and parking areas.

15 3/4"(W) x 4 7/8"(H) x 3 1/8"(D)

## Features

- Back plate: Die-cast aluminum
- Polycarbonate Lens
- 7-Year Warranty
- Multi CCT Switch is Inside Fixture

## Technical Specifications

### Electrical:

- Voltage: 120V AC 60Hz
- Wattage: 20W
- Power Factor: >0.90
- Efficacy: 75 LPW

### Mechanical:

- Back plate: Die-Cast Aluminum with Mounting/Gasket Installed
- Polycarbonate Lens
- Operating Temperature: -4°F to 104°F
- IP44, Suitable For Wet Location
- 7-Year Warranty

### Lighting:

- Multi CCT Switch is Inside Fixture
- Total Lumens: 1500LM
- Color Temperatures: 2700K/3000K/3500K/4000K/5000K
- Color Rendering Index: CRI ≥ 90
- Beam Angle: 90° x 110°
- Rated Life: 70,000 Hrs

### Applications:

- LED Wall Pack with double-walled clear/frosted lens is ideal for general site lighting, loading docks, doorway, pathway and parking areas.

## Other Models:

- 25W | 1875LM | LRS-S2-MCT5-DD-ORB

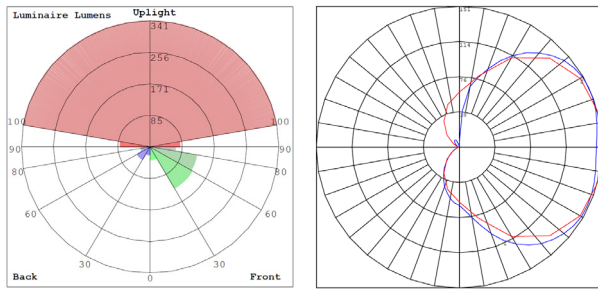


Phone: (877) 805-2252 | Fax: (877) 805-2252  
www.westgatemfg.com |

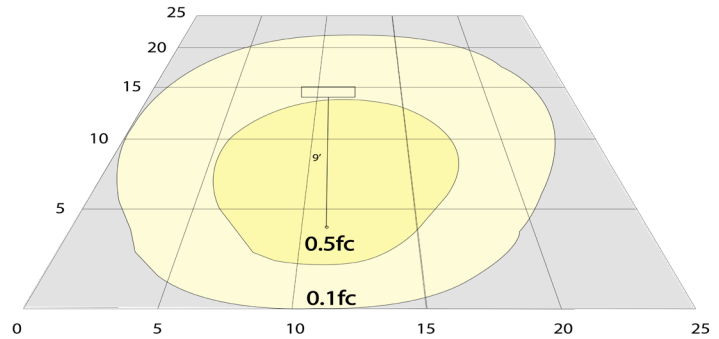


WG-ZY-29-2Z

**Photometrics:** LRS-S1-MCT5-DD-ORB



BUD Rating: B0-U3-G1



Area 25'x 25' Mounting Height: 9'

**Other Views:**



Side View



Front View



Back View

**Performance Table:** LLRS-S1-MCT5-DD-ORB

MODEL NO.	Wattage	Voltage	Lumens	Color Temp.	BUG Rating	LPW
LRS-S1-MCT5-DD-ORB	20W	120V	1500LM	2700K 3000K 3500K 4000K 5000K	B0-U3-G1	75

**Sample Ordering**

Model	Color Temp.	Lens	Housing
LRS - S1 - MCT5 - DD - ORB			

**Other Models:**



LRS-T2-MCT5-DD-ORB

