

LRS SERIES Outdoor Lighting

LRS-MC-MCT5-P-BN
MINI-CONE OUTDOOR WALL SCONCE WITH PHOTOCELL, 5" HEIGHT

MCT Multi Power/Wattage (Selectable)

WESTGATE
THE FUTURE IS HERE...AND IT'S QUITE BRIGHT!

Customer Name: _____

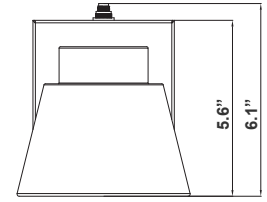
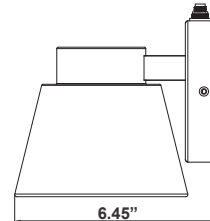

Project Name: _____

Note: _____

Type: _____



Avail. Finishes:



LED Seaside Outdoor Wall Lantern with aluminum housing & powder-coated finish, acrylic diffuser. Ideal for general site lighting, residential buildings, doorway, pathway and parking areas.

5 1/2" (W) x 6.1" (H) x 6.45" (D)
Back Plate 5" (Diameter)

Features

- Aluminum Housing and Steel Back Plate
- Frosted Glass Lens
- 7-Year Warranty
- Multi CCT Switch is Inside Fixture

Technical Specifications

Electrical:

- Voltage: 120V AC 60Hz
- Wattage: 10W
- Power Factor: >0.90
- Efficacy: 70 LPW

Mechanical:

- Photocell Included
- Powder Coated Finish With Glass Cover
- Frosted Glass Lens
- Operating Temperature: -22°F to 104°F
- Wet Location
- 7-Year Warranty
- IP42, Suitable for outdoor use

Lighting:

- Total Lumens: 700LM
- Color Temperatures: 2700K/3000K/3500K/4000K/5000K
- Color Rendering Index: CRI ≥ 80
- Beam Angle: 90° x 110°
- Rated life: 70,000 Hrs

Applications:

- LED Seaside Outdoor Wall Lantern with aluminum housing & powder-coated finish, acrylic diffuser. Ideal for general site lighting, residential buildings, doorway, pathway and parking areas.

Other Models:

- 10W | 700LM | LRS-MC-MCT5-P-WH
- 10W | 700LM | LRS-MC-MCT5-P-WH
- 10W | 700LM | LRS-MC-MCT5-P-BK

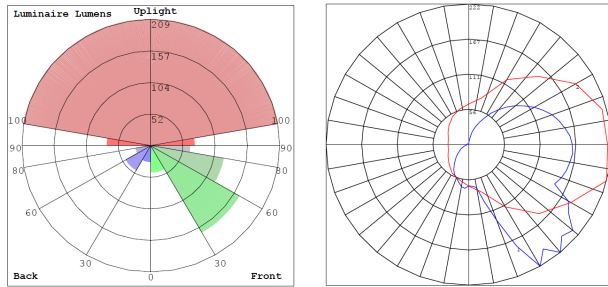


Phone: (877) 805-2252 | Fax: (877) 805-2252
www.westgatemfg.com

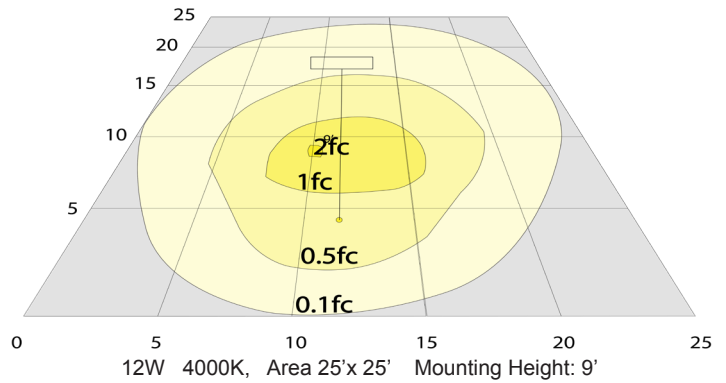


WG-02022020

Photometrics: LRS-MC-MCT5-P-BN



BUD Rating: B0-U3-G1



Other Views:



Side View



Night View

Performance Table: LRS-MC-MCT5-P-BN

| MODEL NO. | Wattage | Voltage | Lumens | Color Temp. | BUG Rating | LPW |
|------------------|---------|---------|--------|---|------------|-----|
| LRS-MC-MCT5-P-BN | 10W | 120V | 700LM | 2700K 3000K 3500K 4000K 5000K | B0-U3-G1 | 70 |

Sample Ordering

| Model | Style | Color Temp. | Photocell | Housing | | | | |
|-------|-------|-------------|-----------|---------|---|---|---|----|
| LRS | - | MC | - | MCT5 | - | P | - | BN |

Factory-Installed Options:

Blank = No Option For Accessories
OPT-EM-LRS-MC = EXTERNAL BACK BOX

FACTORY-INSTALLED OPTIONS:



OPT-EM-LRS-MC

Other Model:



LRS-MC-MCT5-P-WH



LRS-MC-MCT5-P-BK

